

Responsive Management



REGIONAL RESIDENTS' OPINIONS ON MANAGEMENT ISSUES AT POINT REYES NATIONAL SEASHORE

Conducted for the Point Reyes National Seashore Association

by Responsive Management

2003

REGIONAL RESIDENTS' OPINIONS ON MANAGEMENT ISSUES AT POINT REYES NATIONAL SEASHORE

2003

Responsive Management National Office

Mark Damian Duda, Executive Director
Peter E. De Michele, Ph.D., Director of Research
Carol Zurawski, Research Associate
Martin Jones, Research Associate
Joy E. Yoder, Research Associate
William Testerman, Survey Center Manager
Alison Lanier, Business Manager
Steven J. Bissell, Ph.D., Qualitative Research Associate
Ping Wang, Ph.D., Quantitative Research Associate
James B. Herrick, Ph.D., Research Associate

130 Franklin Street
Harrisonburg, VA 22801
Phone: 540/432-1888 Fax: 540/432-1892
E-mail: mark@responsivemanagement.com
www.responsivemanagement.com

Acknowledgements

Responsive Management would like to thank Natalie Gates of Point Reyes National Seashore and Gary Knoblock of the Point Reyes National Seashore Association for their input, support, and guidance on this project.

EXECUTIVE SUMMARY

- A slight majority (51%) of respondents had heard a great deal or a moderate amount about Point Reyes National Seashore (PRNS) before the survey. Slightly fewer respondents (49%) had heard a little or nothing about PRNS. Additionally, 68% of respondents had been to PRNS. Respondents who had been to PRNS are hereinafter referred to in this report as “PRNS visitors” or “visitors,” and those who had not been to PRNS are hereinafter referred to as “non-visitors.” Of PRNS visitors, 26% had heard only a little, and 5% had heard nothing about the park before the survey.
- Respondents were read a list of reasons why it may or may not be important for having a National Park. Most of the reasons had strong majorities indicating that the reason is an important reason for having a National Park. Almost all of the respondents felt that it was important to have a National Park to protect wildlife (98% said it was very or somewhat important), to protect rare species (98%), to educate people about nature and history (97%), and to preserve native ecosystems (97%).
- A strong majority of all respondents said that it is important to have wilderness at PRNS, with 75% indicating that it is *very* important, and 17% indicating it is somewhat important. PRNS visitors were more likely than were non-visitors to say that having wilderness at PRNS is *very* important (82% and 60%, respectively).
- When respondents were asked if they would like to see the amount of wilderness at PRNS increase, decrease, or remain about the same, they were divided between increasing the amount of wilderness (43%) and having the amount of wilderness remain about the same (38%).
- Respondents were asked if they would like to see a number of different things at PRNS increase, decrease, or remain about the same. The two things that topped the list respondents would like to see increased were the amount of wilderness and educational opportunities on Native American cultures and exploration and settlement history.

- Respondents were read three outdoor activities and asked how important each was at PRNS. Riding horses, bicycling, and kayaking were very or somewhat important to a similar percentage of respondents (45%, 44%, and 41%, respectively).
- When asked who should make the final decision about management at PRNS, 56% of respondents felt it should be the National Park Service (NPS) or PRNS managers.
- When asked if respondents approved or disapproved of the way PRNS has been managed, a majority of respondents overall (54%) strongly or moderately approved. A majority of PRNS visitors (71%) strongly or moderately approved, while 2% of visitors moderately or strongly disapproved.
- Most respondents (74%) strongly or moderately supported an entrance fee of \$5.00 per car at PRNS.
- Overall, respondents were divided on the importance of public transportation to and from PRNS (56% said it is important; 40% said it is unimportant). The division was mostly a result in differences in opinion between non-visitors and PRNS visitors, as public transportation was more important to non-visitors.
- Respondents were read a list of amenities and asked which they would like to see more of at PRNS: 50% indicated that they would like to see more educational facilities, 42% would like to see more restrooms, and 35% would like to see more trails.
- Respondents were informed that, in some situations, the NPS may determine that access should be restricted to PRNS. Respondents were then read a few such situations and were asked if they would support or oppose restricting access to PRNS in each case. Overall, there was a great deal of support (ranging from 89% to 74%) for restricting access to PRNS in each of the described situations.

- A strong majority of respondents (69%) knew nothing about the non-native deer at PRNS before this survey. Most respondents (77%) would strongly or moderately support reducing numbers of non-native deer in PRNS if it is determined that they are causing damage to native wildlife, vegetation, and other natural resources. Most respondents (66%) would strongly or moderately support treating non-native deer with an injection to cause sterilization. A majority opposed (12% moderately opposed and 42% strongly opposed) having the NPS use lethal methods to reduce the number of non-native deer at PRNS.

- Respondents were fairly evenly spread across all five counties in the sample.

TABLE OF CONTENTS

INTRODUCTION AND METHODOLOGY	1
RESULTS.....	4
Knowledge of Point Reyes National Seashore.....	4
Reasons for Having a National Park	7
Land Use at Point Reyes National Seashore	12
Participating in Outdoor Activities at Point Reyes National Seashore	27
General Management of Point Reyes National Seashore.....	36
Deer Management at Point Reyes National Seashore.....	56
Demographics.....	64
Additional Graphs	71
SURVEY INSTRUMENT	102

INTRODUCTION AND METHODOLOGY

This study was conducted for the Point Reyes National Seashore Association to provide information and assistance to Point Reyes National Seashore (PRNS) in the revision of the General Management Plan, Wilderness Management Plan, and Exotic Deer Management Plan. The study entailed a telephone survey of Sonoma, Marin, Alameda, Contra Costa, and San Francisco County residents. Specific aspects of the research methodology are discussed below.

For the survey, telephones were selected as the preferred sampling medium because of the universality of telephone ownership. In addition, a central polling site at the Responsive Management office allowed for rigorous quality control over the interviews and data collection. Responsive Management maintains its own in-house telephone interviewing facilities. These facilities are staffed by interviewers with experience conducting computer-assisted telephone interviews on the subjects of natural resources and outdoor recreation. The telephone survey questionnaire was developed by Responsive Management with assistance from PRNS. Responsive Management conducted a pre-test of the questionnaire, and revisions were made to the questionnaire based on the pre-test.

To ensure that the telephone survey data collected were of the highest quality, Responsive Management has interviewers who have been trained according to the standards established by the Council of American Survey Research Organizations. Methods of instruction included lecture and role-playing. The Survey Center Managers conducted project briefings with the interviewers prior to the administration of the survey. Interviewers were instructed on type of study, study goals and objectives, handling of survey questions, interview length, termination points and qualifiers for participation, interviewer instructions within the survey instrument, reading of the survey instrument, skip patterns, and probing and clarifying techniques necessary for specific questions on the survey instrument. The Survey Center Managers randomly monitored telephone workstations without the interviewers' knowledge to evaluate the performance of each interviewer. After the surveys were obtained by the interviewers, the Survey Center Managers and/or statisticians edited each completed survey to ensure clarity and completeness.

Interviews were conducted Monday through Friday from 9:00 a.m. to 9:00 p.m., Saturday noon to 6:00 p.m., and Sunday from 3:00 p.m. to 7:00 p.m., all local time. A five-callback design was used to maintain the representativeness of the sample, to avoid bias toward people easy to reach by telephone, and to provide an equal opportunity for all to participate. When a respondent could not be reached on the first call, subsequent calls were placed on different days of the week and at different times of the day. The survey was conducted in October 2003. A total of 418 completed interviews were obtained of Sonoma, Marin, Alameda, Contra Costa, and San Francisco County residents.

The software used for data collection was Questionnaire Programming Language 4.1 (QPL). The survey data were entered into the computer as each interview was being conducted, eliminating manual data entry after the completion of the survey and the concomitant data entry errors that may occur with manual data entry. The survey instrument was programmed so that QPL branched, coded, and substituted phrases in the survey based on previous responses to ensure the integrity and consistency of the data collection. The analysis of data was performed using Statistical Package for the Social Sciences (SPSS) software. SPSS is a software package that is specifically designed for quantitative statistical analyses.

Throughout this report, findings of the telephone survey are reported at a 95% confidence interval. For the entire sample, the sampling error is at most plus or minus 4.79 percentage points. This means that if the survey were conducted 100 times on different samples that were selected in the same way, the findings of 95 out of the 100 surveys would fall within plus or minus 4.79% of each other. Sampling error was calculated using the formula described below, with a sample size of 418 and a population size of 2,993,687. Also shown is a tabulation of sampling error by county.

Sampling error equation:

$$B = \left(\sqrt{\frac{N_p(.25)}{N_s} - .25} \right) (1.96)$$

Where: B = maximum sampling error (as decimal)

N_p = population size (e.g., total number of residents)

N_s = sample size

Derived from formula: p. 206 in Dillman, D. A. 2000. *Mail and Internet Surveys*. John Wiley & Sons, NY.

Note: This is a simplified version of the formula that calculates the maximum sampling error using a 50:50 split (the most conservative calculation because a 50:50 split would give maximum variation).

County	Sample	Population (18 and over, U.S. Census 2000)	Error
Alameda	70	1,089,169	11.71
Contra Costa	75	697,022	11.32
Marin	77	197,104	11.17
San Francisco	79	663,931	11.03
Sonoma	102	346,461	9.70
Other	15		
Total	418	2,993,687	4.79

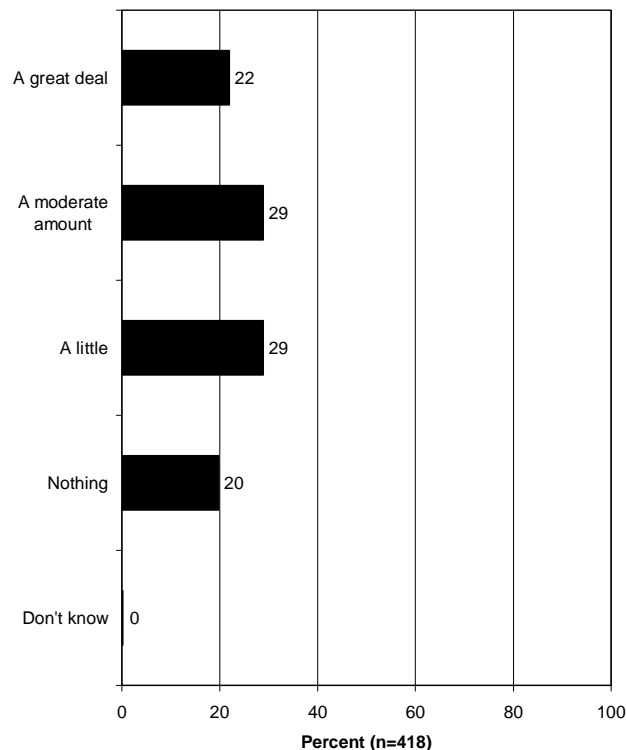
Note that some results may not sum to exactly 100% because of rounding.

RESULTS

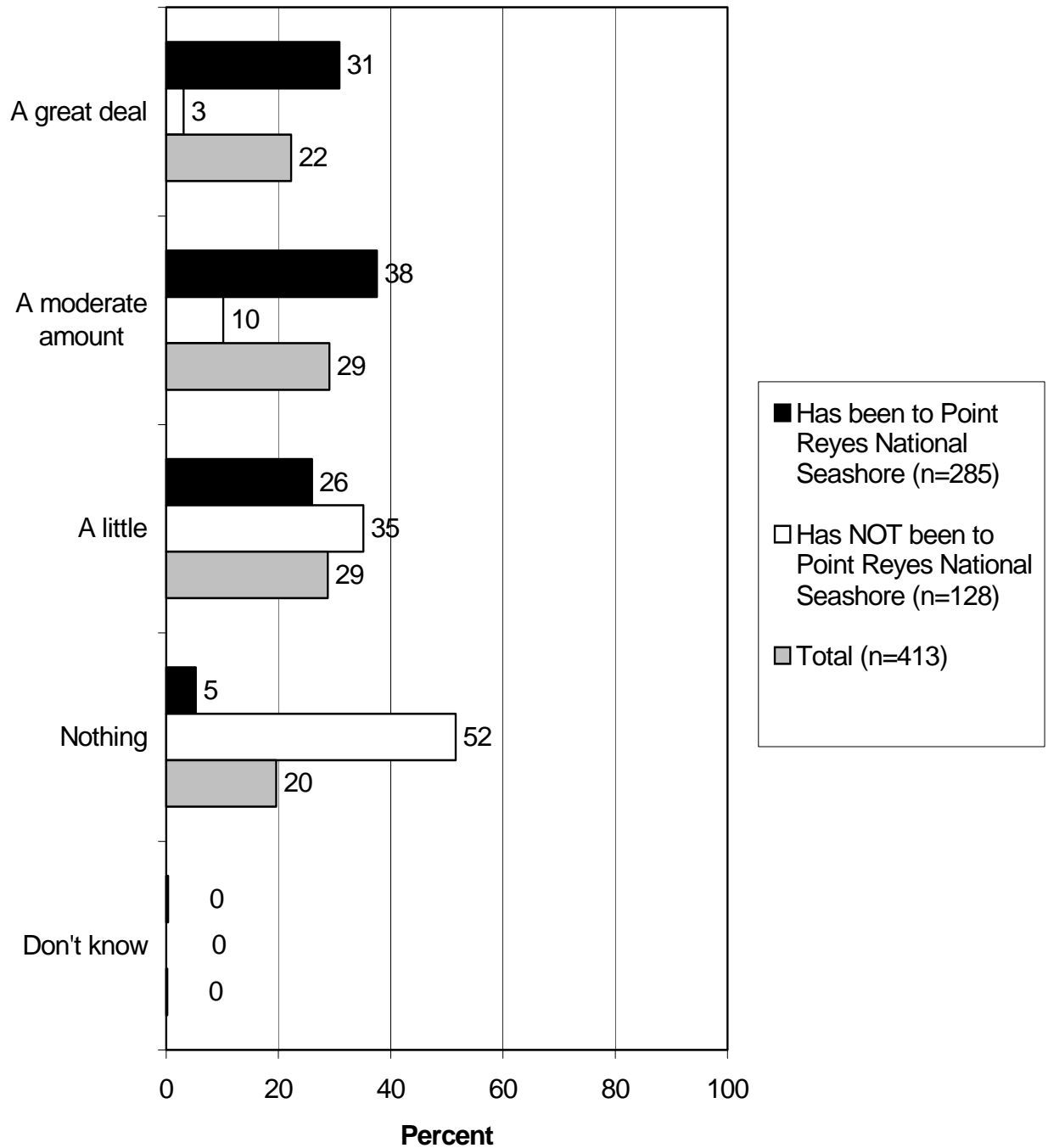
Knowledge of Point Reyes National Seashore

- A slight majority (51%) of respondents had heard a great deal or a moderate amount about PRNS before the survey. Slightly fewer respondents (49%) had heard a little or nothing about PRNS. Additionally, 68% of respondents had been to PRNS. Respondents who had been to PRNS are hereinafter referred to in this report as “PRNS visitors” or “visitors,” and those who had not been to PRNS are hereinafter referred to as “non-visitors.” Of PRNS visitors, 26% had heard only a little, and 5% had heard nothing about the park before the survey. There is a separate graph included showing how visitors and non-visitors responded to the question. [The n-value is less in these “visitor/non-visitor” graphs because five people answered, “Don’t know,” as to whether they had been to PRNS before. This may cause a discrepancy of 1 percentage point between the graphs showing all respondents (n=418) and the “total” in the graphs broken out by visitors and non-visitors (n=413)].


Q5. Before this survey would you say you had heard a great deal, a moderate amount, a little, or nothing about Point Reyes National Seashore?



Q5. Before this survey would you say you had heard a great deal, a moderate amount, a little, or nothing about Point Reyes National Seashore?



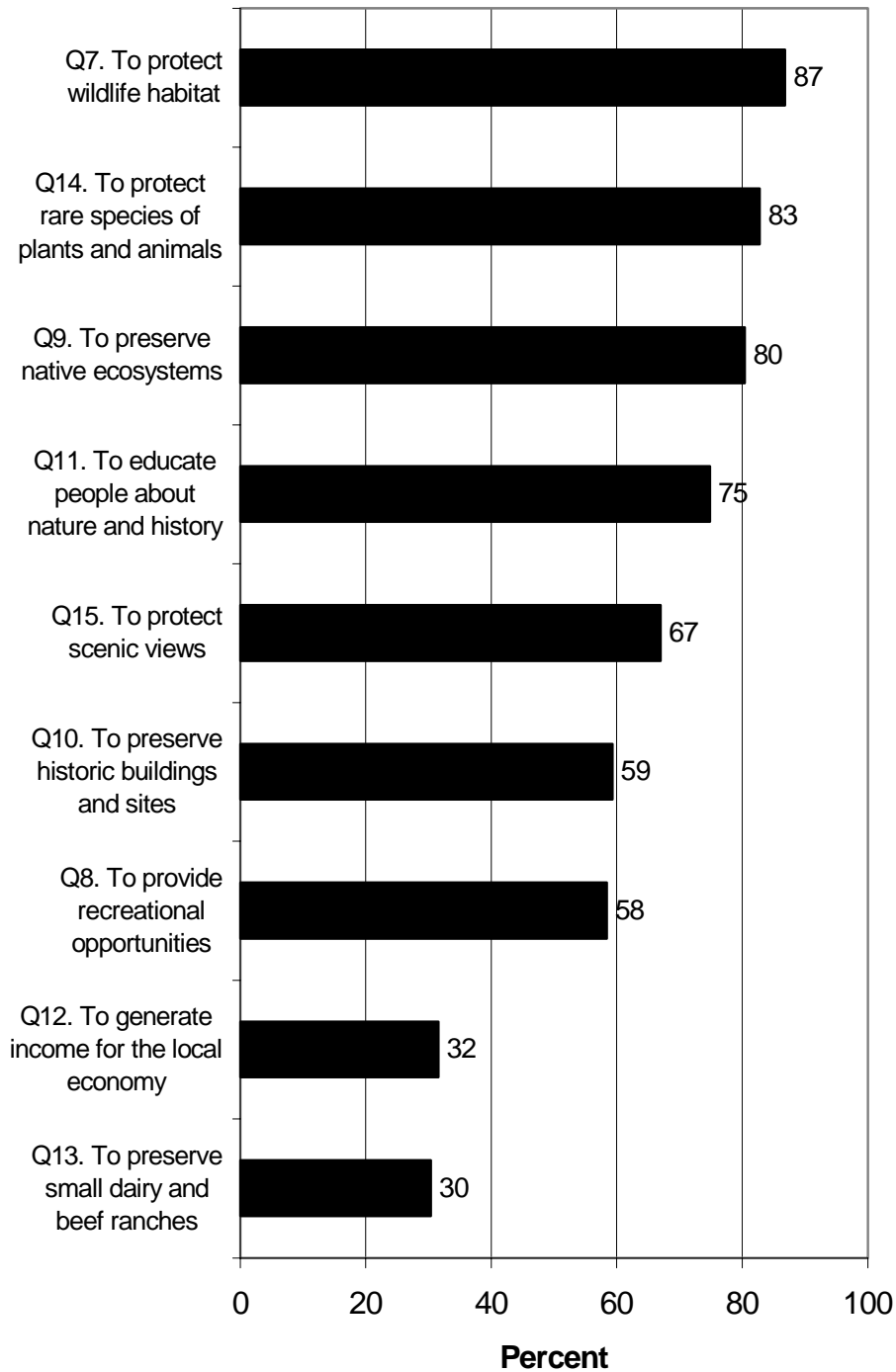
Q6. Have you ever been to Point Reyes National Seashore?



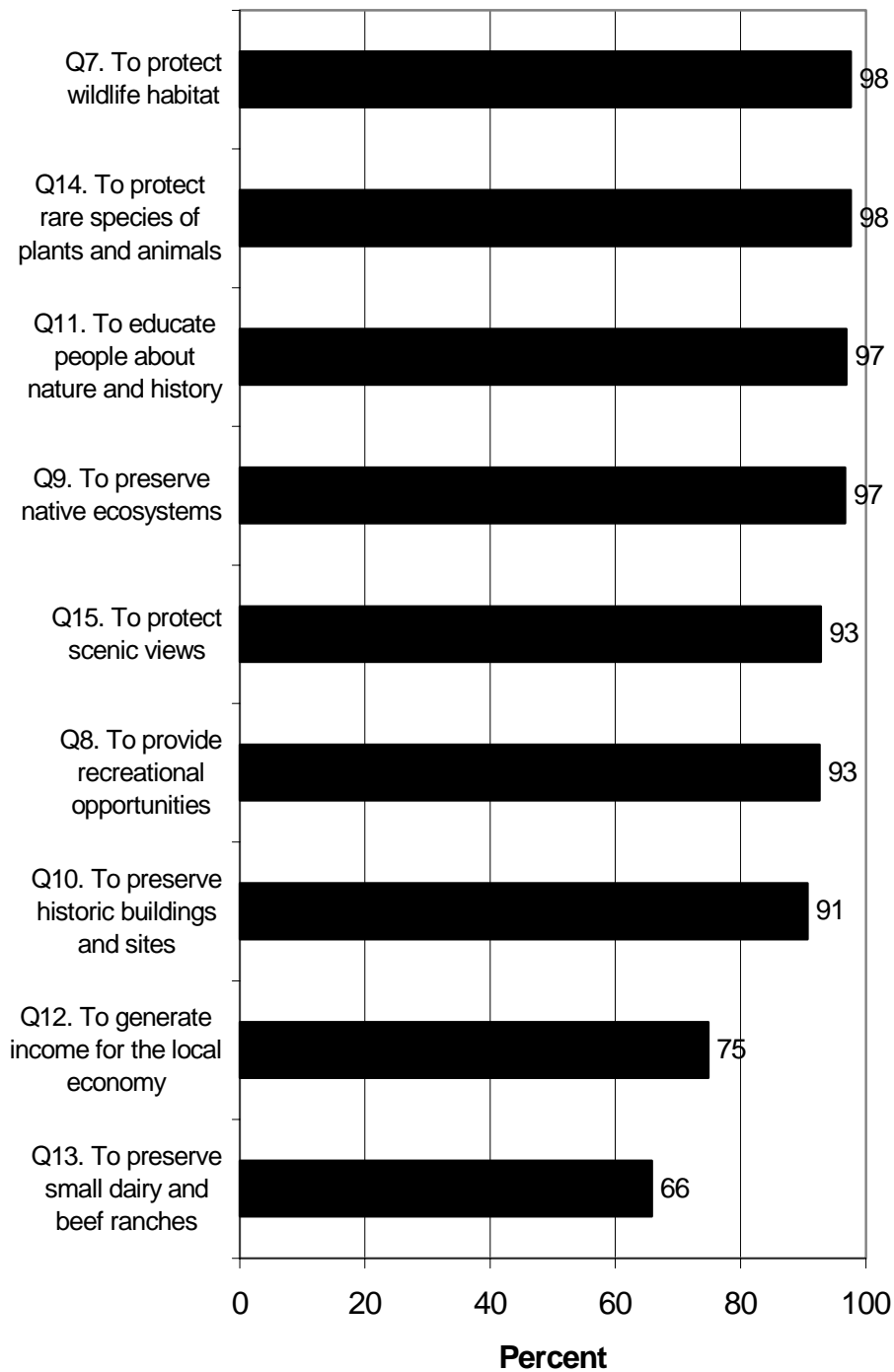
Reasons for Having a National Park

- Respondents were read a list of reasons why it may or may not be important for having a National Park. Most of the reasons had strong majorities indicating that the reason is an important reason for having a National Park. Almost all of the respondents felt that it was important to have a National Park to protect wildlife (98% said it was very or somewhat important), to protect rare species (98%), to educate people about nature and history (97%), and to preserve native ecosystems (97%).
- While a majority of all respondents indicated that educating people about nature and history is a very or somewhat important reason to have a National Park, PRNS visitors were more likely to do so than non-visitors, with 80% and 63%, respectively, reporting this reason being *very* important.
 - While a strong majority of all respondents said that protecting scenic views is a very or somewhat important reason to have a National Park, PRNS visitors were more likely than were non-visitors to say that this reason is *very* important, with 71% of visitors stating very important and 59% of non-visitors stating very important.
 - 75% of respondents overall said that generating income for the local economy is a very or somewhat important reason to have a National Park, but only 32% said very important, while 43% said somewhat important.
 - 66% of respondents said that preserving small dairy and beef ranches is a very or somewhat important reason to have a National Park, with 30% stating it is a very important reason and 36% stating it is a somewhat important reason.
 - 20% of respondents said that preserving small dairy and beef ranches was a somewhat or very *unimportant* reason for having a National Park, followed by 15% saying that generating income for the local economy is a somewhat or very *unimportant* reason for having a National Park.


Q7-15. Percent who think the following reasons to have a National Park are very important.



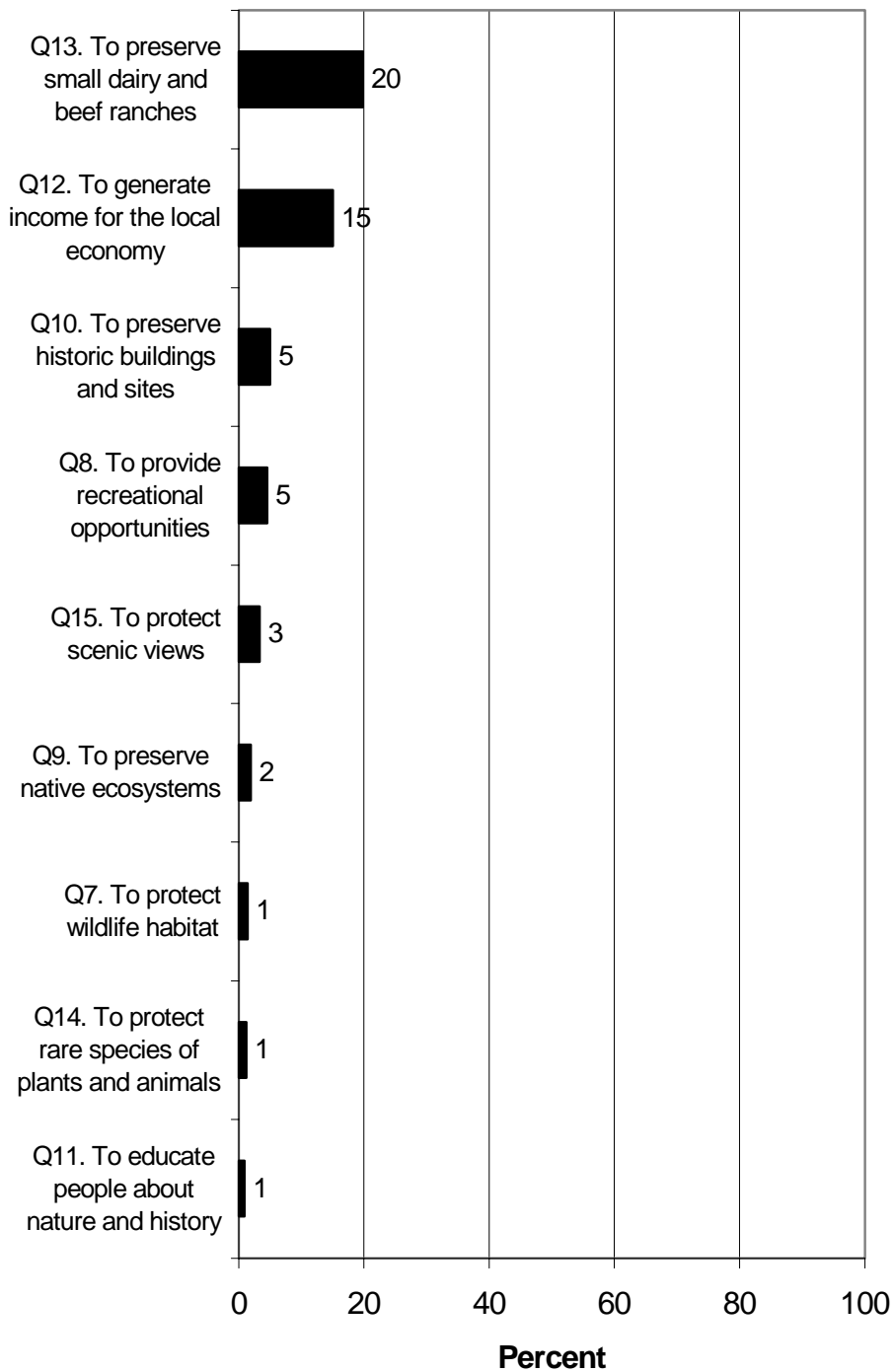
Q7-15. Percent who think the following reasons to have a National Park are very or somewhat important.



Q7-15. Percent who think the following reasons to have a National Park are very unimportant.



Q7-15. Percent who think the following reasons to have a National Park are somewhat or very unimportant.



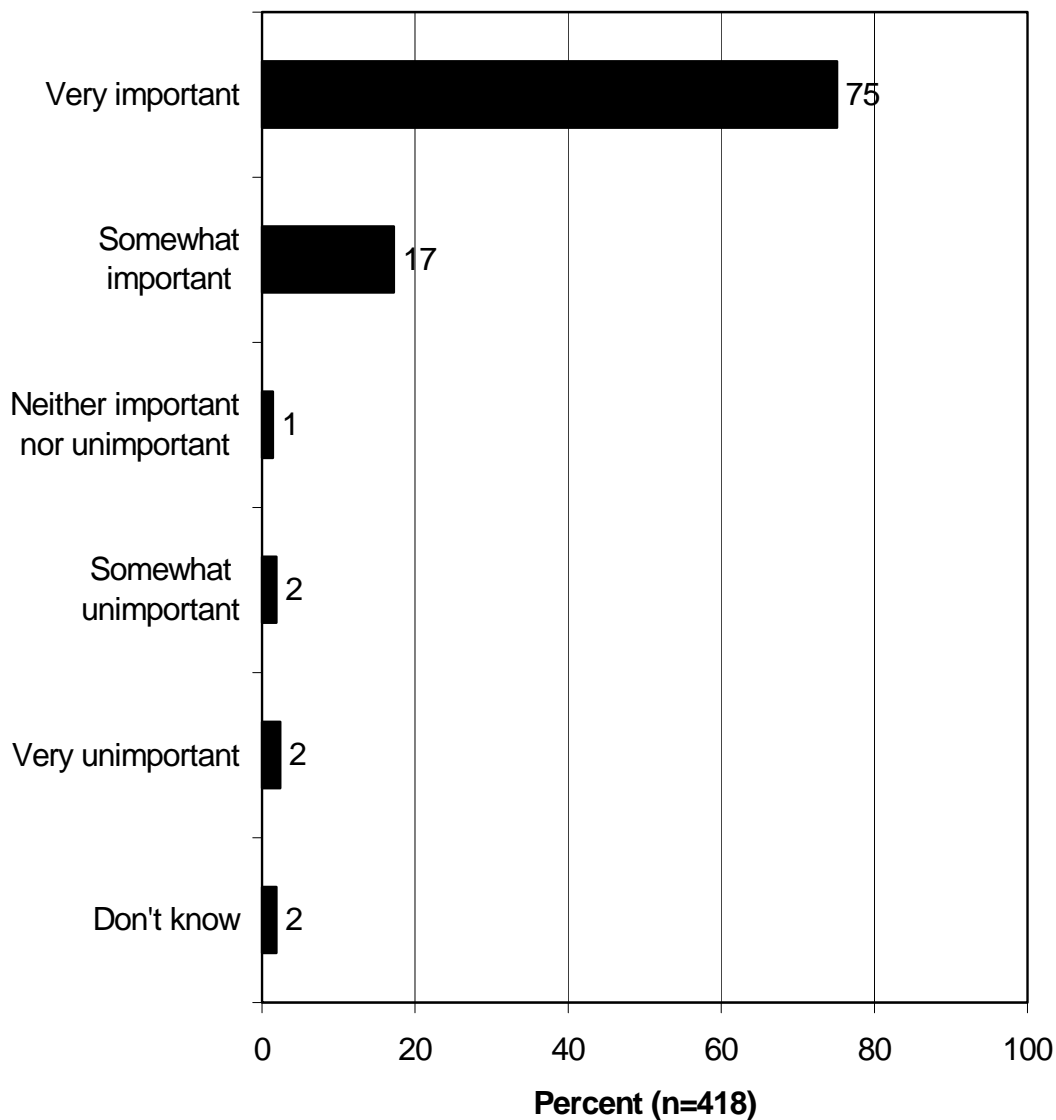
Land Use at Point Reyes National Seashore

- Respondents were read the following statement and asked if it was important or unimportant to them to have wilderness at PRNS: “Approximately 45% of the park is legislated wilderness. This wilderness portion of the Seashore is one of 46 National Park Service areas nationwide, set aside by Congress to protect wildlife, scenery and water to ensure a wilderness experience for the visitor. By law, these areas must be managed to preserve wilderness unimpaired, without mechanized transport and roads.” A strong majority of all respondents said that it is important to have wilderness at PRNS, with 75% indicating that it is *very* important, and 17% indicating it is somewhat important. PRNS visitors were more likely than were non-visitors to say that having wilderness at PRNS is *very* important (82% and 60%, respectively).
- When respondents were asked if they would like to see the amount of wilderness at PRNS increase, decrease, or remain about the same, respondents were divided between increasing the amount of wilderness (43%) and having the amount of wilderness remain about the same (38%). Non-visitors were more likely than were visitors to say, “Don’t know,” with 29% of non-visitors giving this answer, as opposed to the 13% of PRNS visitors.
- Respondents were asked if they would like to see a number of different things at PRNS increase, decrease, or remain about the same. The ranking of those things respondents said they would like to see increased at PRNS is the amount of wilderness (43%), visitor educational opportunities on Native American cultures and exploration and settlement history (42%), the number of hiking trails (23%), and the amount of land used for ranching (10%). Respondents indicated that they would like to see the following be *decreased* at PRNS: 21% said the amount of land used for ranching, 4% said the number of hiking trails, 3% said visitor educational opportunities on Native American cultures and exploration and settlement history, and 2% said the amount of wilderness.
 - While a majority of respondents overall would like to see the number of hiking trails at PRNS remain about the same, PRNS visitors were more likely to indicate so, and they were much more likely than were non-visitors to say so, with 62% versus 36% of non-visitors saying the number of hiking trails should remain about the same. Only 23% of

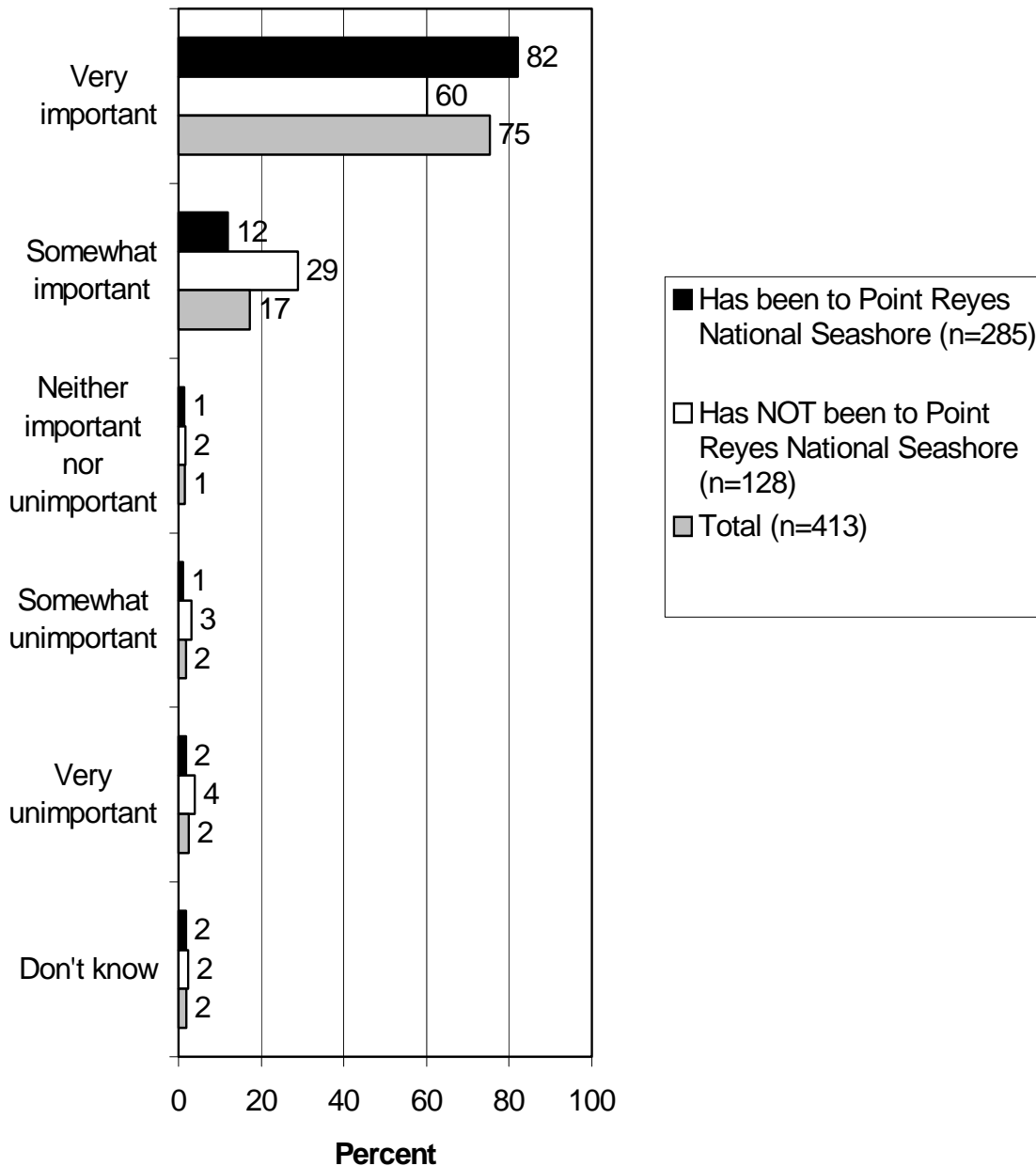
respondents overall said that they would like to see the number of hiking trails increased, and only 4% said decreased.

- Respondents overall were almost equally split on whether they would like to see visitor educational opportunities on Native American cultures and exploration and settlement history at PRNS increase (41%) or remain about the same (39%). Visitors were also fairly evenly split: 45% would like to see educational opportunities on Native American cultures and exploration and settlement history increased, and 42% would like to see the opportunities remain about the same.
- A majority of respondents (51%) said that they would like to see the amount of land used for ranching at PRNS remain about the same. Only 10% said they would like to see the amount of land used for ranching at PRNS increased, and 21% said decreased. Among visitors, 56% would like to see the amount of land used for ranching at PRNS remain about the same, 8% would like to see it increased, and 24% would like to see it decreased.


Q16. Approximately 45% of the park is legislated wilderness. This wilderness portion of the Seashore is one of 46 National Park Service areas nationwide, set aside by Congress to protect wildlife, scenery and water and to ensure a wilderness experience for the visitor. By law, these areas must be managed to preserve wilderness unimpaired, without mechanized transport and roads. Would you say it is important or unimportant to you to have wilderness at Point Reyes National Seashore?




Q16. Approximately 45% of the park is legislated wilderness. This wilderness portion of the Seashore is one of 46 National Park Service areas nationwide, set aside by Congress to protect wildlife, scenery and water and to ensure a wilderness experience for the visitor. By law, these areas must be managed to preserve wilderness unimpaired, without mechanized transport and roads. Would you say it is important or unimportant to you to have wilderness at Point Reyes National Seashore?




Q17-20. Percent who would like to see the following increase.



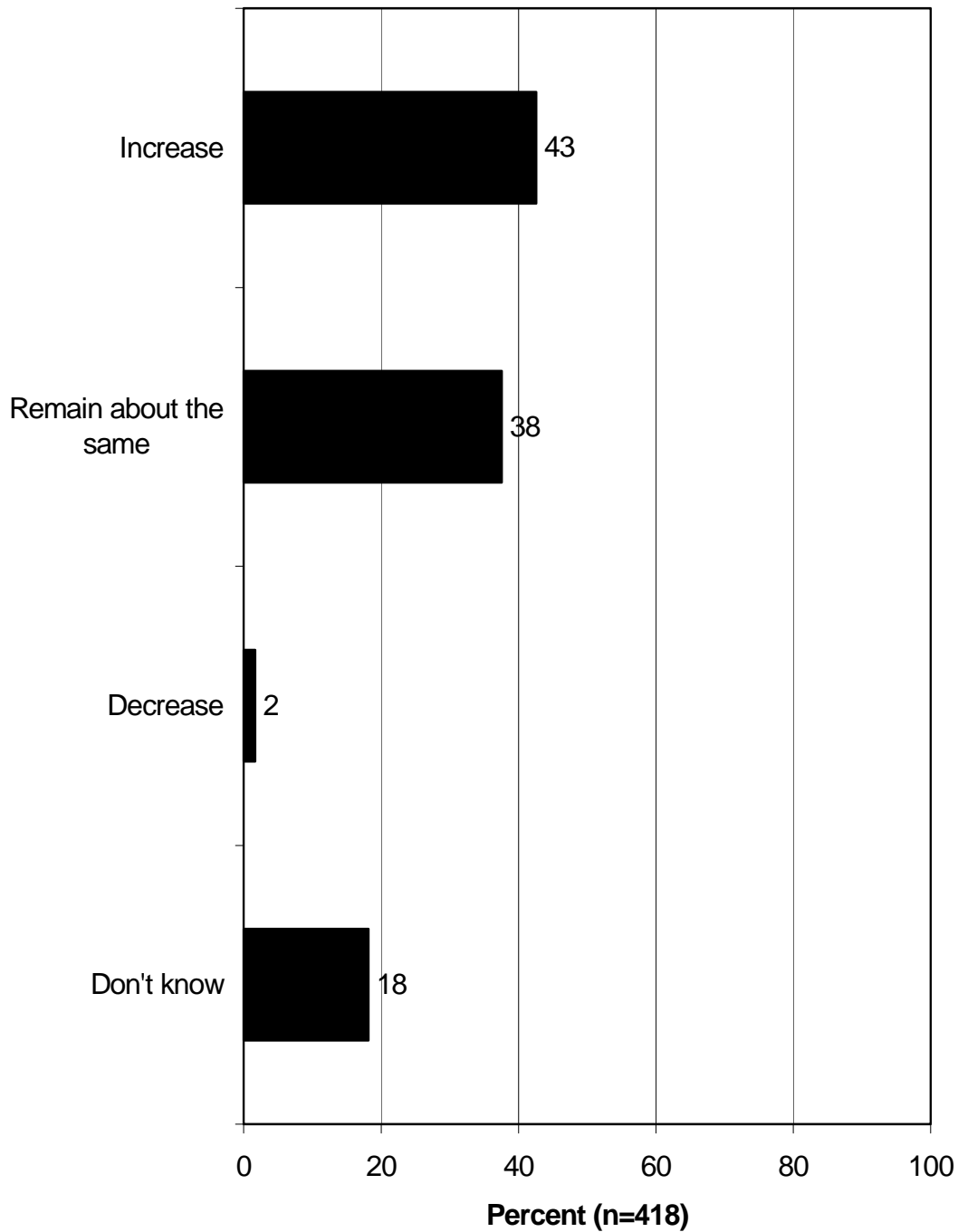
Q17-20. Percent who would like to see the following remain about the same.



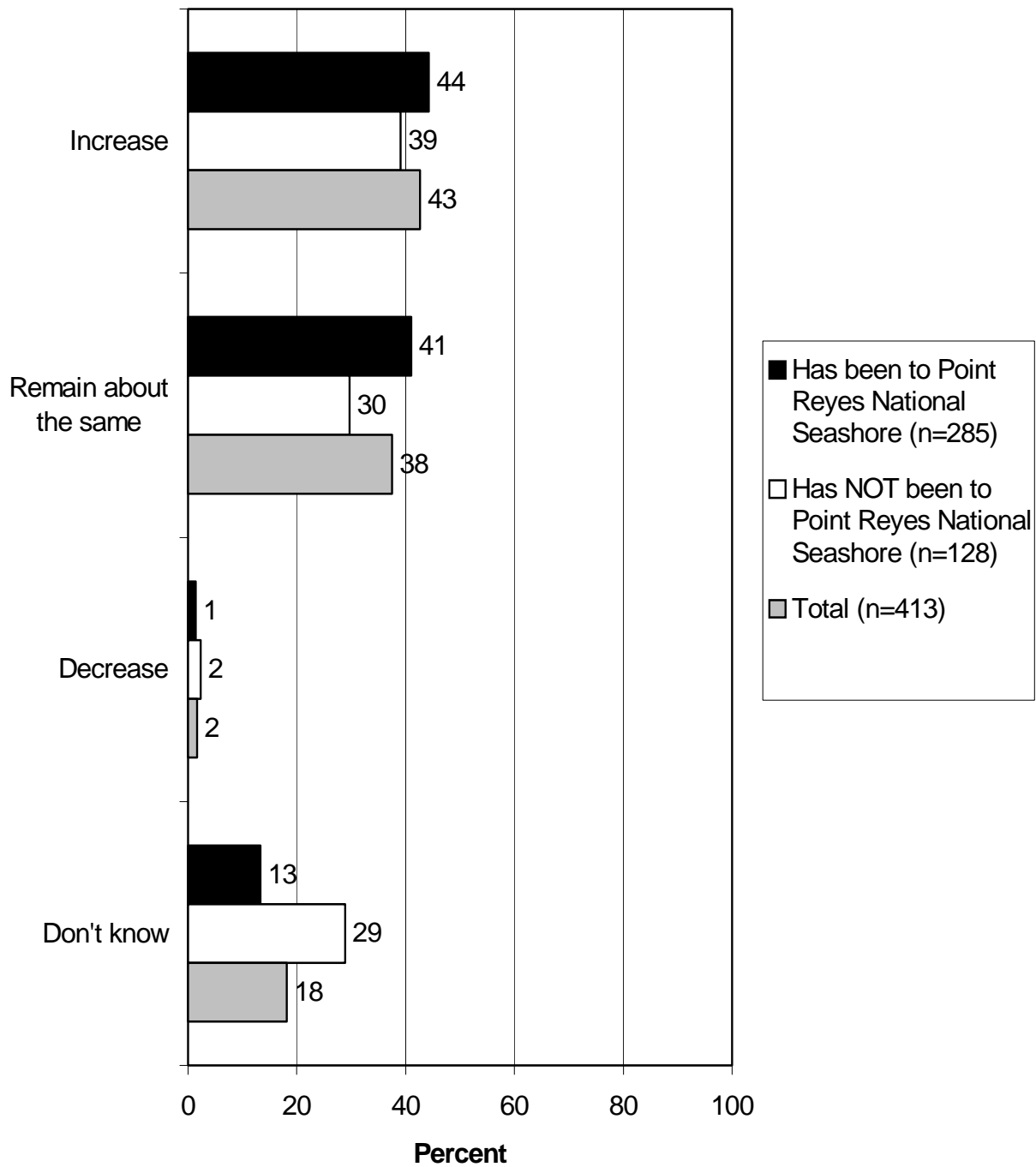
Q17-20. Percent who would like to see the following decrease.



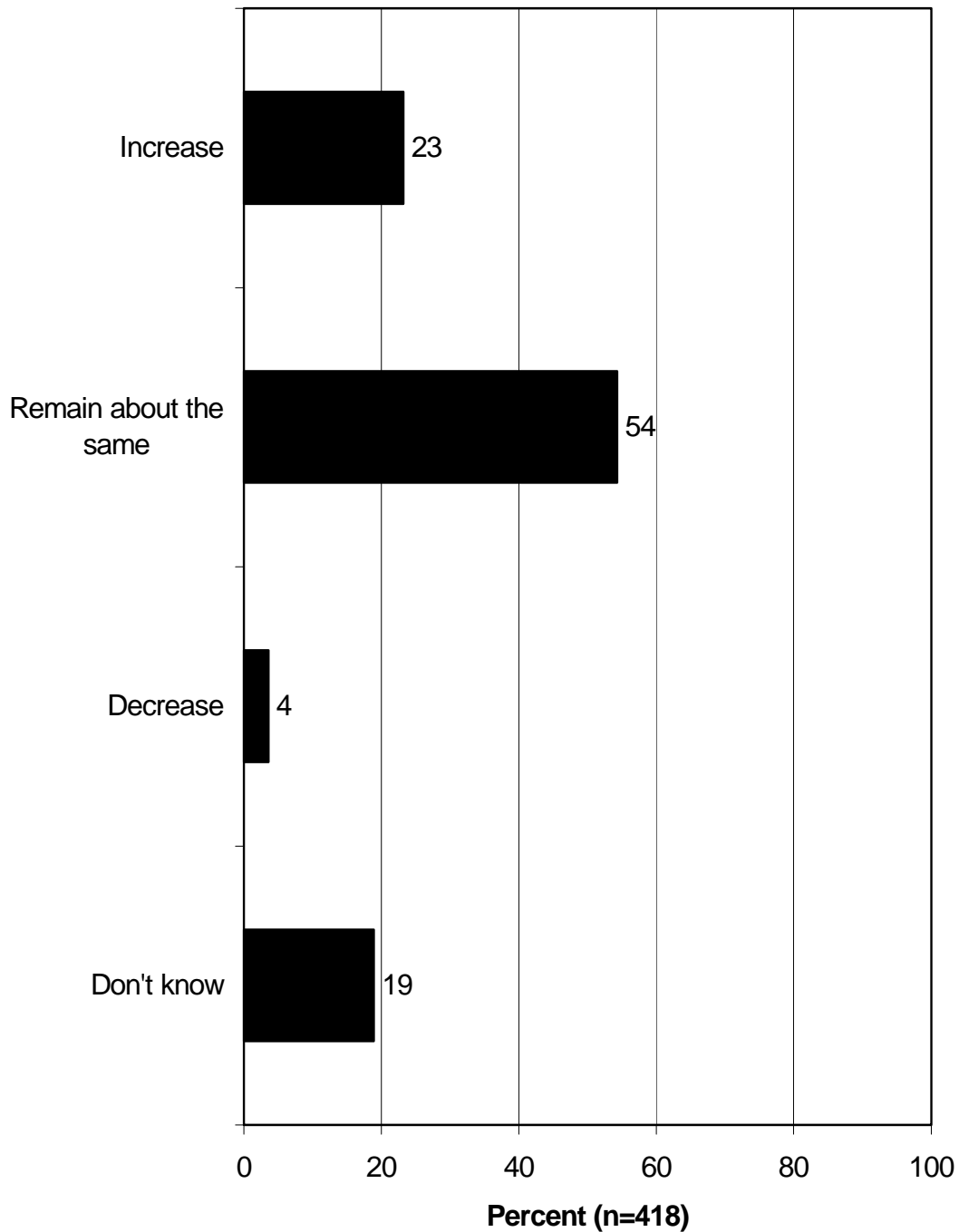
Q17. Overall, would you like to see the amount of wilderness at Point Reyes National Seashore increase, decrease, or remain about the same?



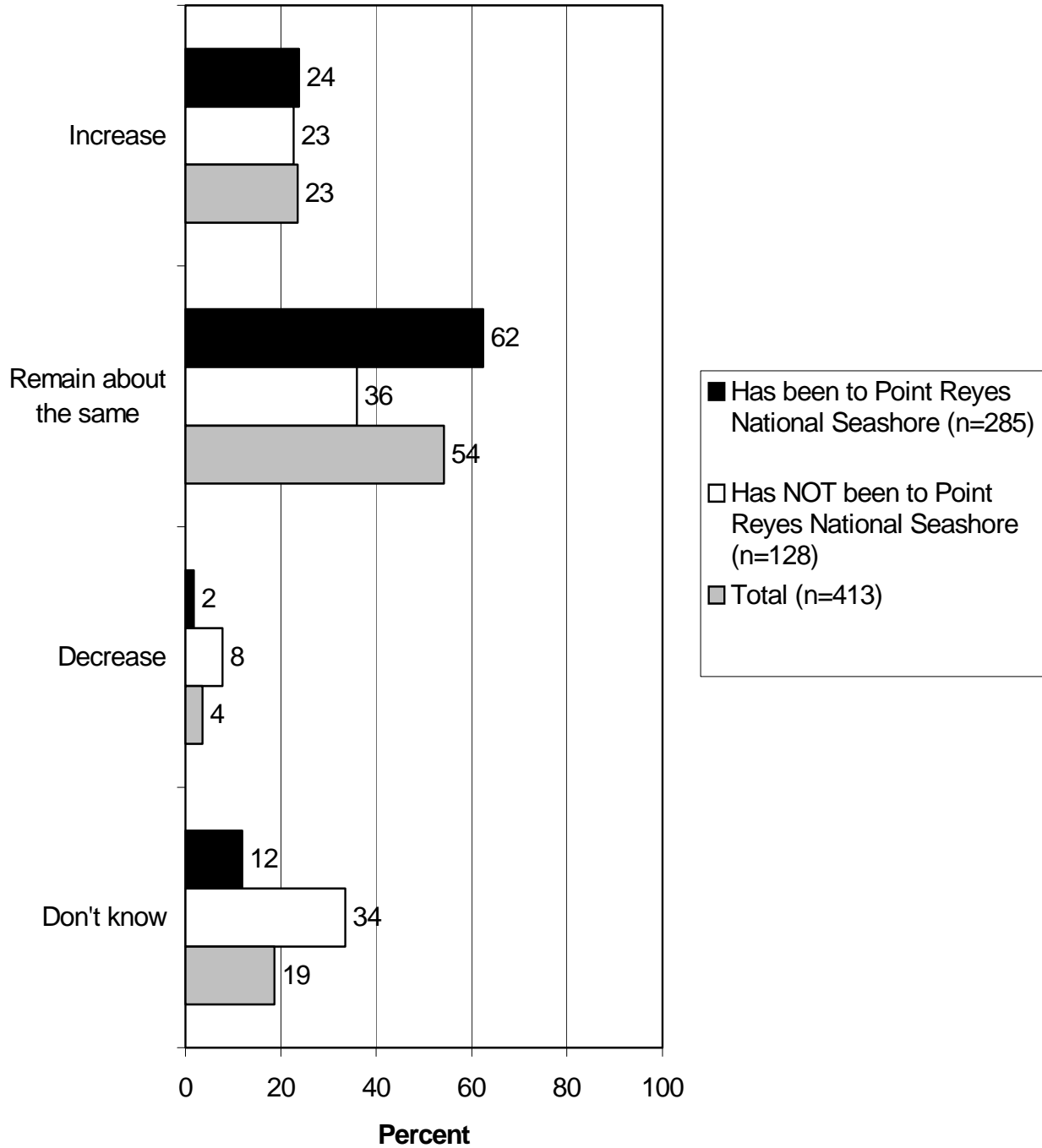
Q17. Overall, would you like to see the amount of wilderness at Point Reyes National Seashore increase, decrease, or remain about the same?



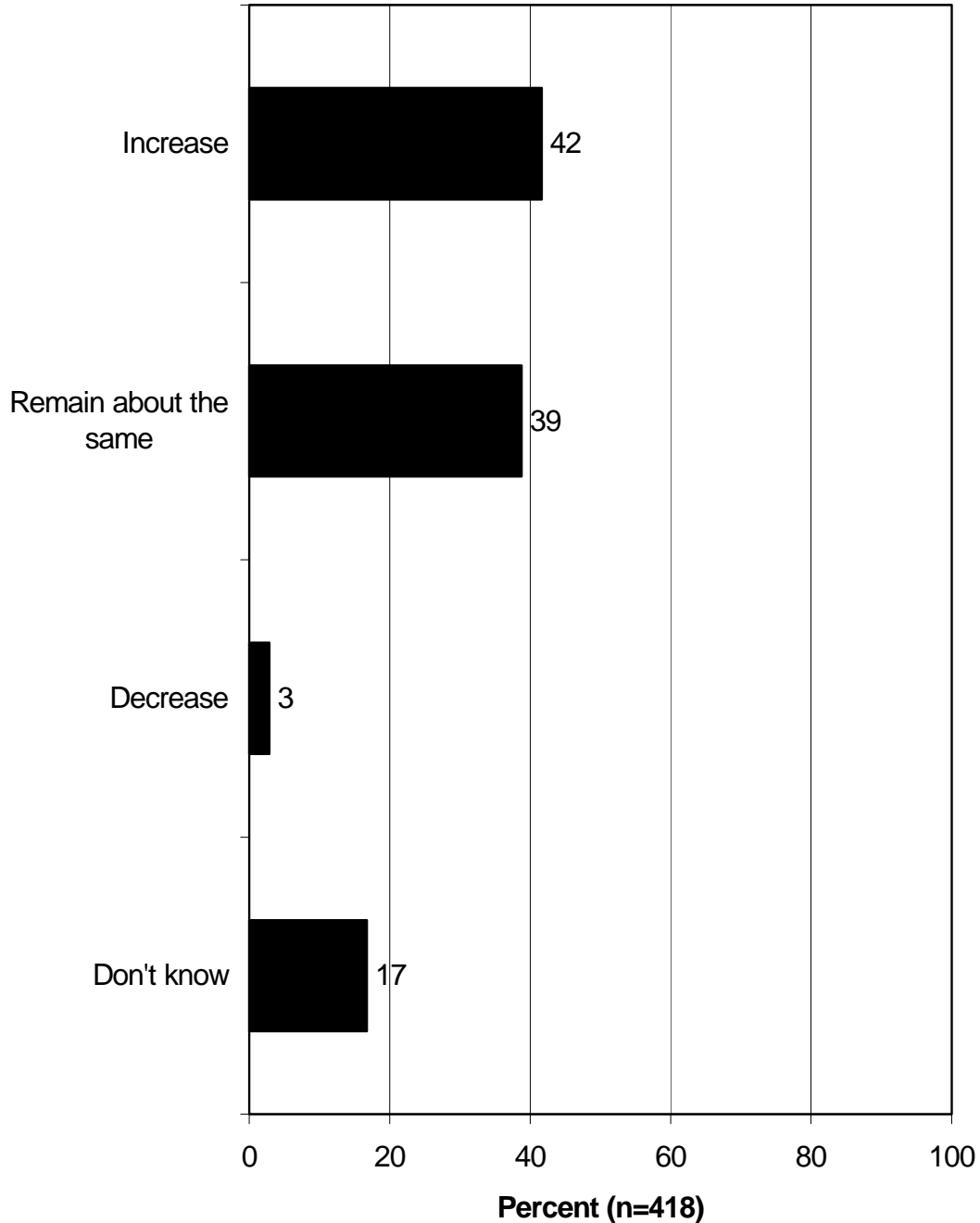
Q18. Overall, would you like to see the number of hiking trails at Point Reyes National Seashore increase, decrease, or remain about the same?



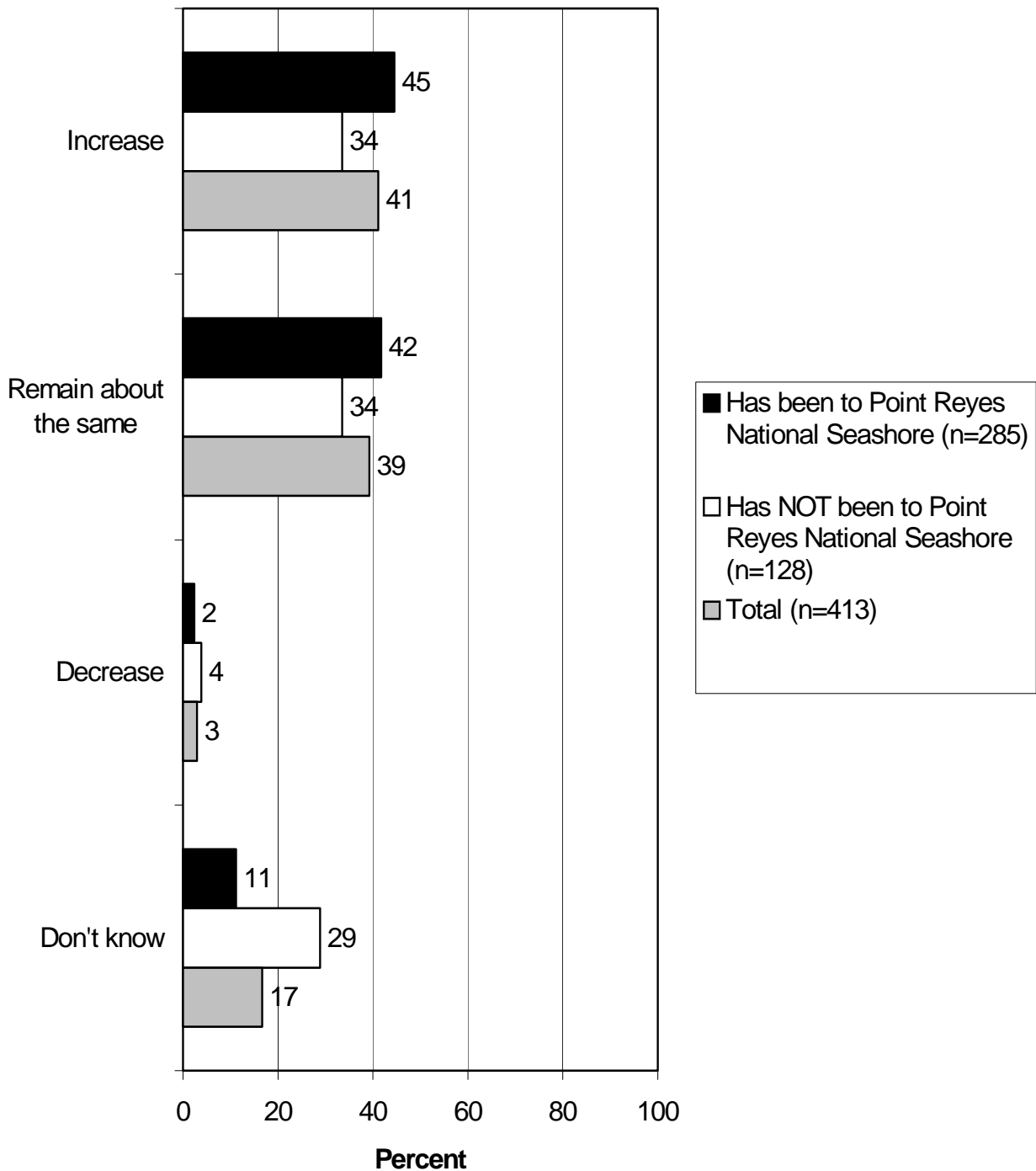
Q18. Overall, would you like to see the number of hiking trails at Point Reyes National Seashore increase, decrease, or remain about the same?



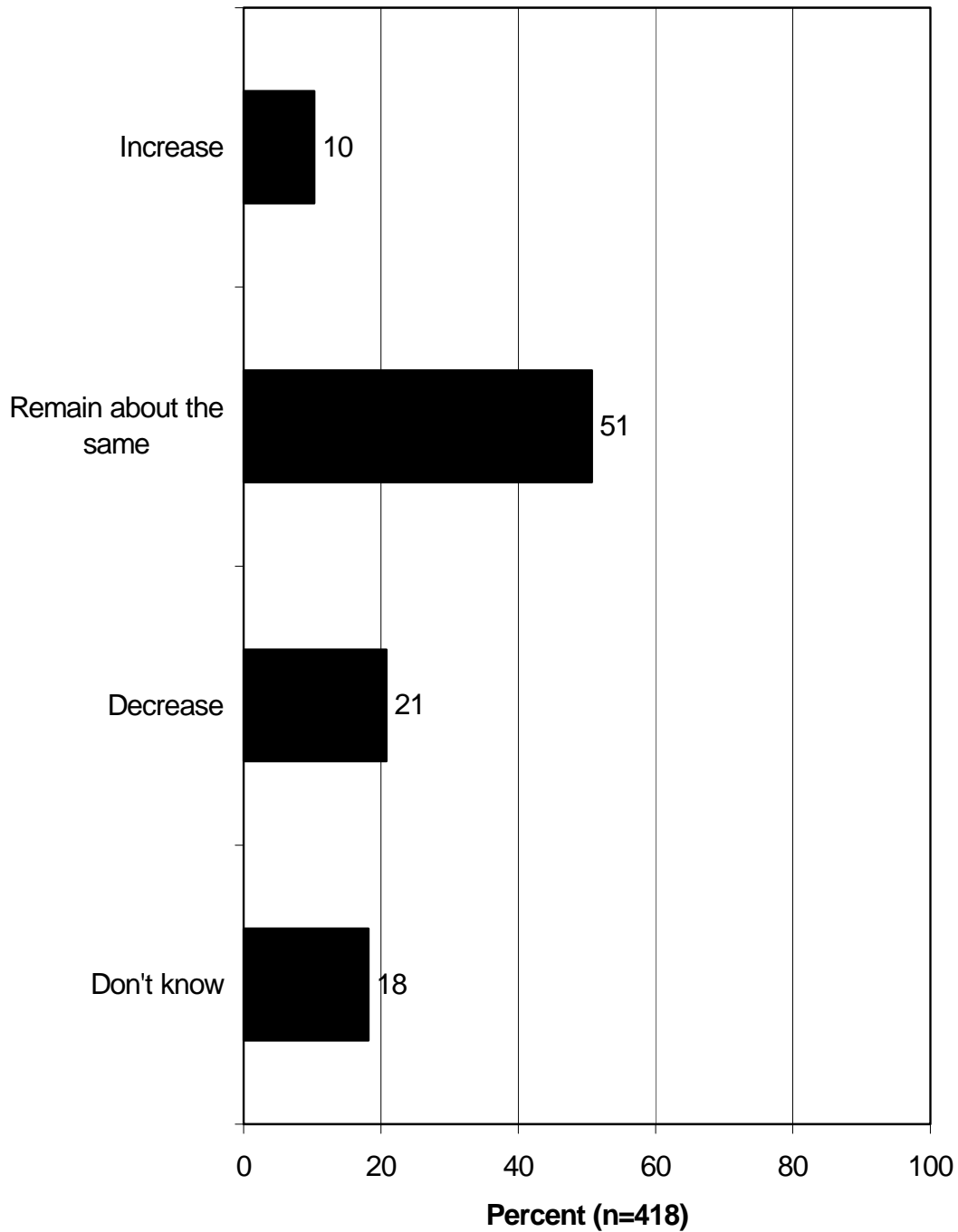
Q19. Overall, would you like to see visitor educational opportunities on Native American cultures and exploration and settlement history at Point Reyes National Seashore increase, decrease, or remain about the same?



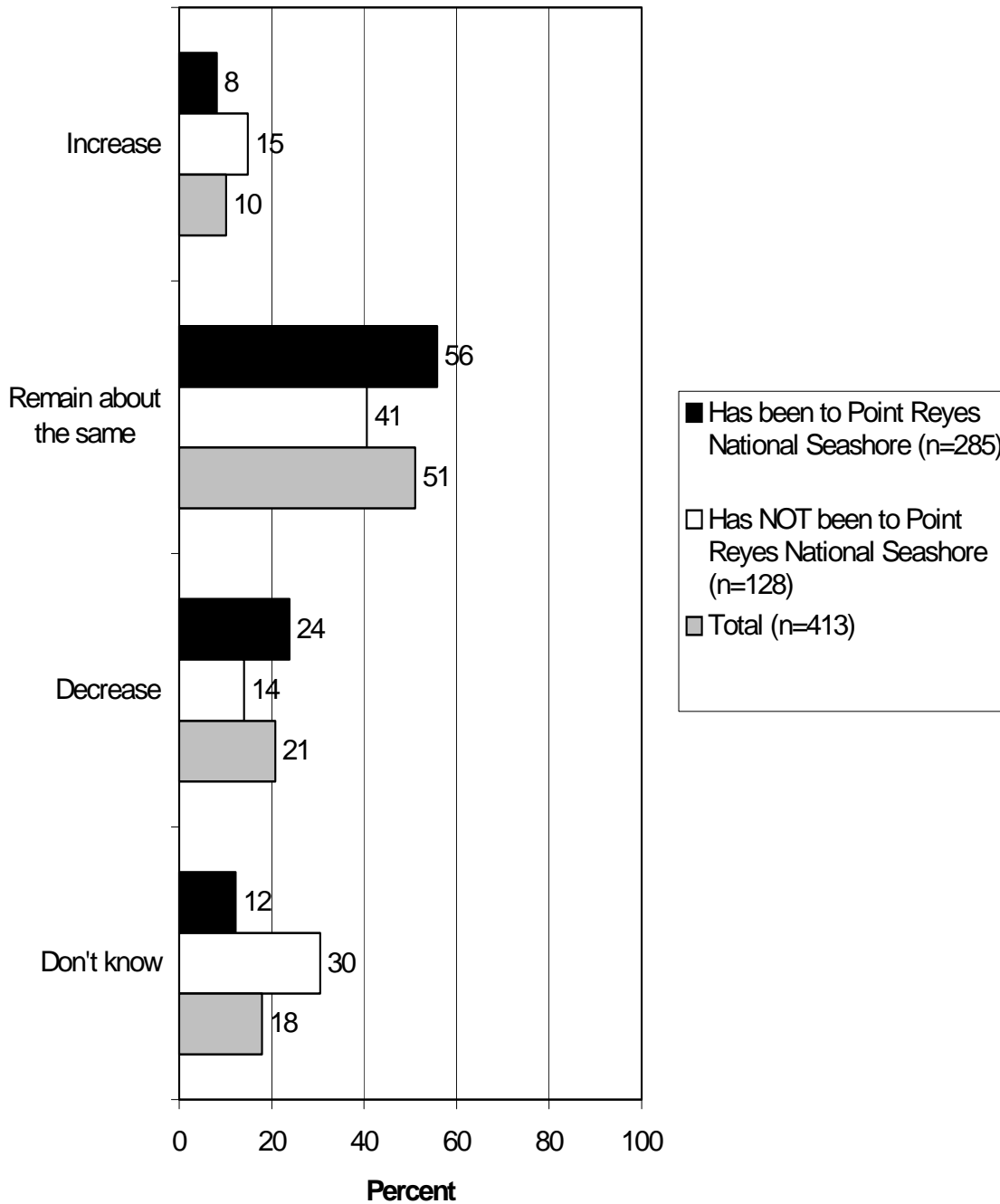
Q19. Overall, would you like to see visitor educational opportunities on Native American cultures and exploration and settlement history at Point Reyes National Seashore increase, decrease, or remain about the same?



Q20. Overall, would you like to see the amount of land used for ranching at Point Reyes National Seashore increase, decrease, or remain about the same?



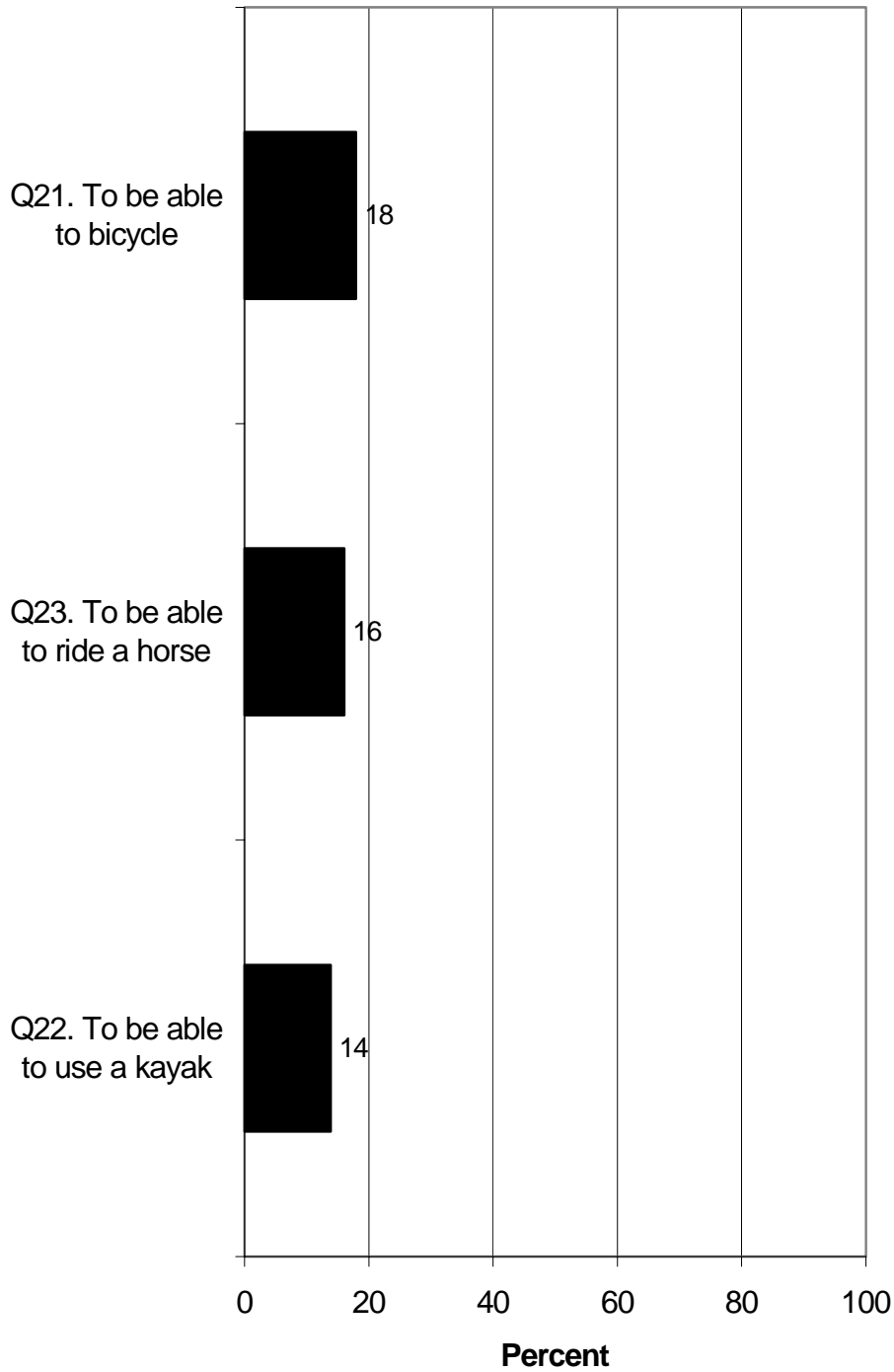
Q20. Overall, would you like to see the amount of land used for ranching at Point Reyes National Seashore increase, decrease, or remain about the same?



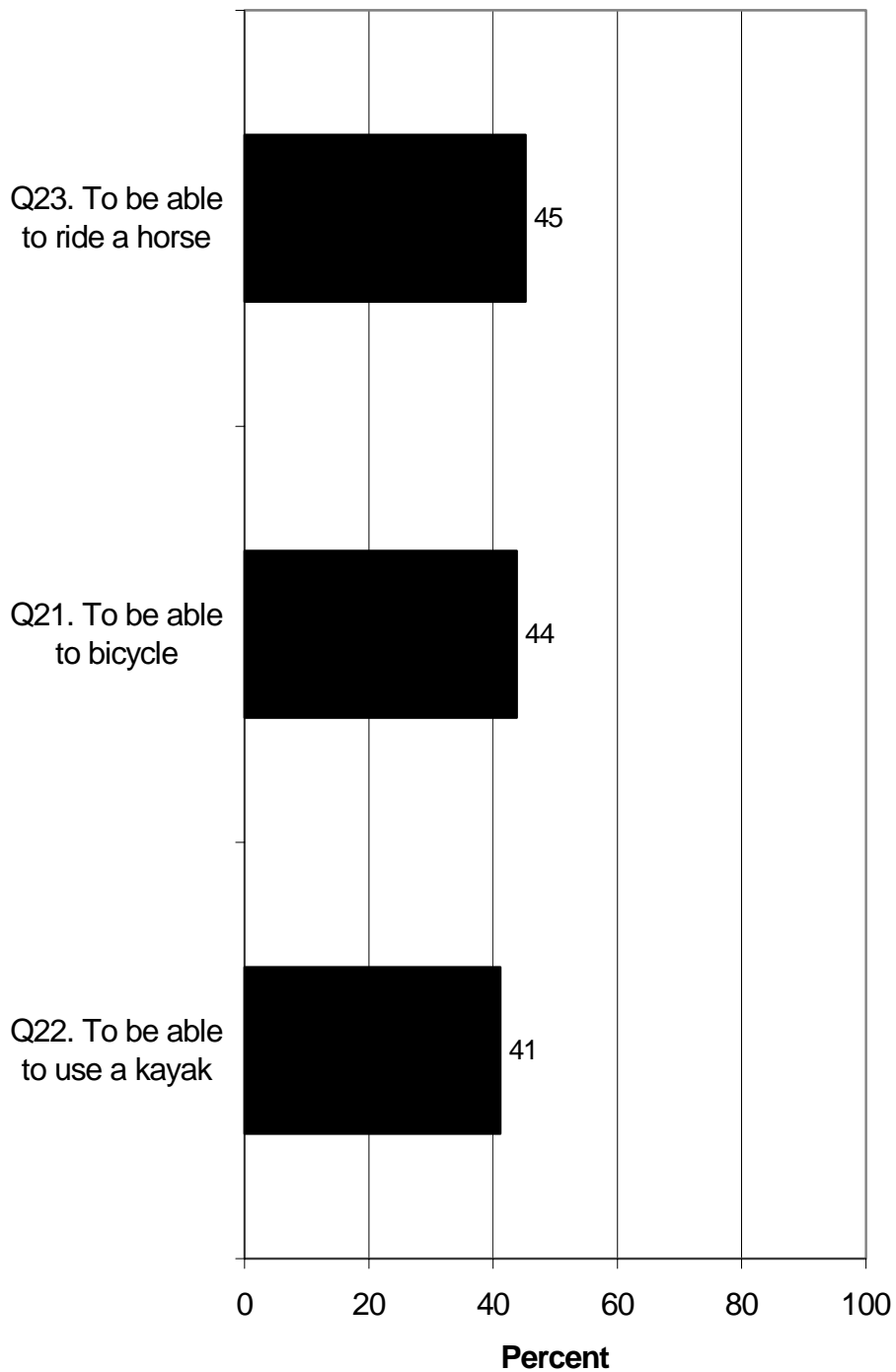
Participating in Outdoor Activities at Point Reyes National Seashore

- Respondents were read three outdoor activities and asked how important each was at PRNS. Riding horses, bicycling, and kayaking were very or somewhat important to a similar percentage of respondents (45%, 44%, and 41%, respectively).
 - Respondents were equally divided on how important it is to be able to bicycle at PRNS, with 44% saying very or somewhat important and 44% saying somewhat or very unimportant. PRNS visitors were less likely than non-visitors to say very or somewhat important.
 - Slightly more respondents said that it is somewhat or very *unimportant* to be able to use a kayak at PRNS (46%) than said it is very or somewhat important (41%).
 - Respondents were nearly equally divided on how important it is to be able to ride a horse at PRNS, with 45% saying it is very or somewhat important and 44% saying somewhat or very unimportant.

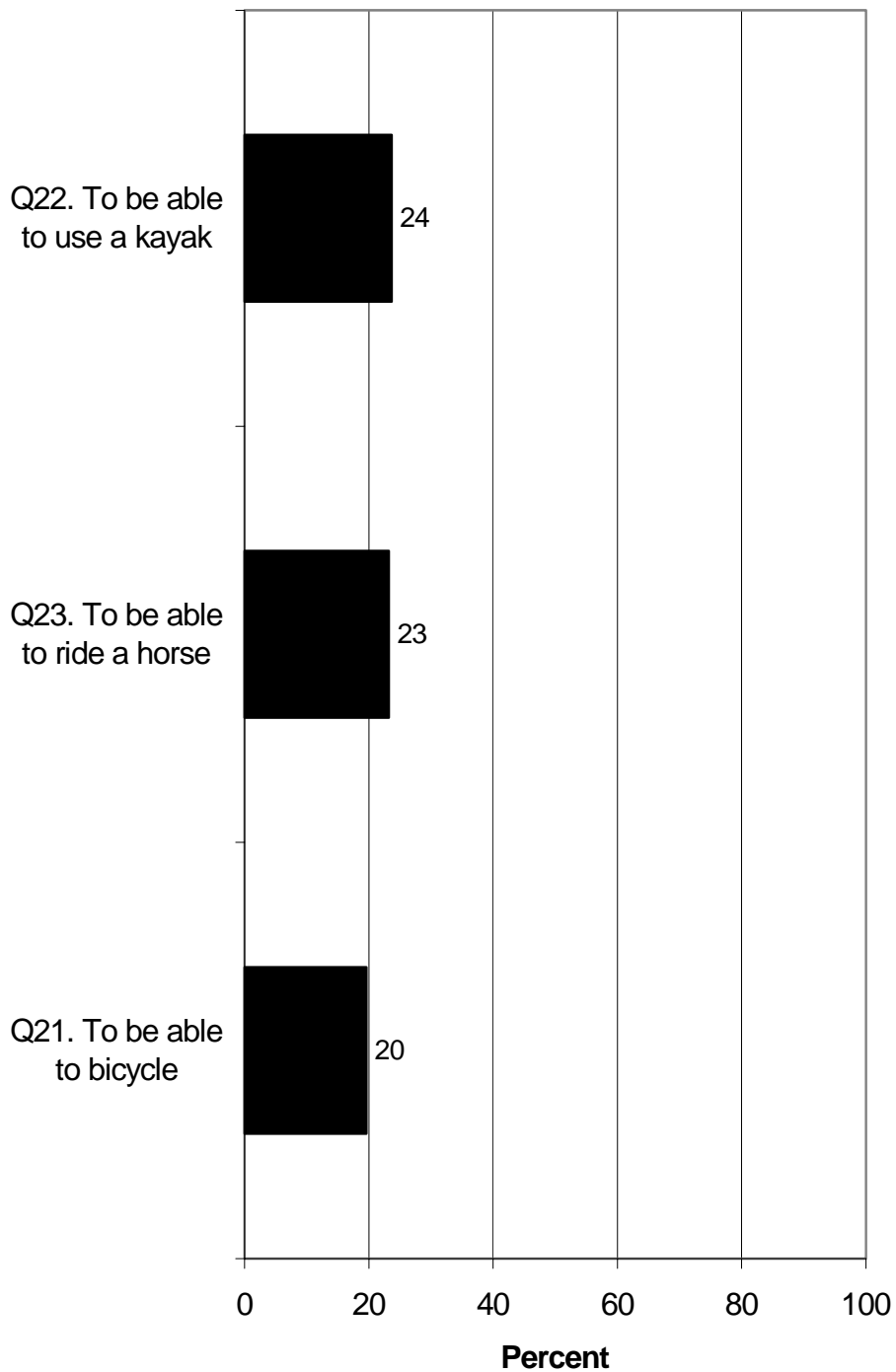
Q21-23. Percent who think being able to do the following at Point Reyes National Seashore is very important.



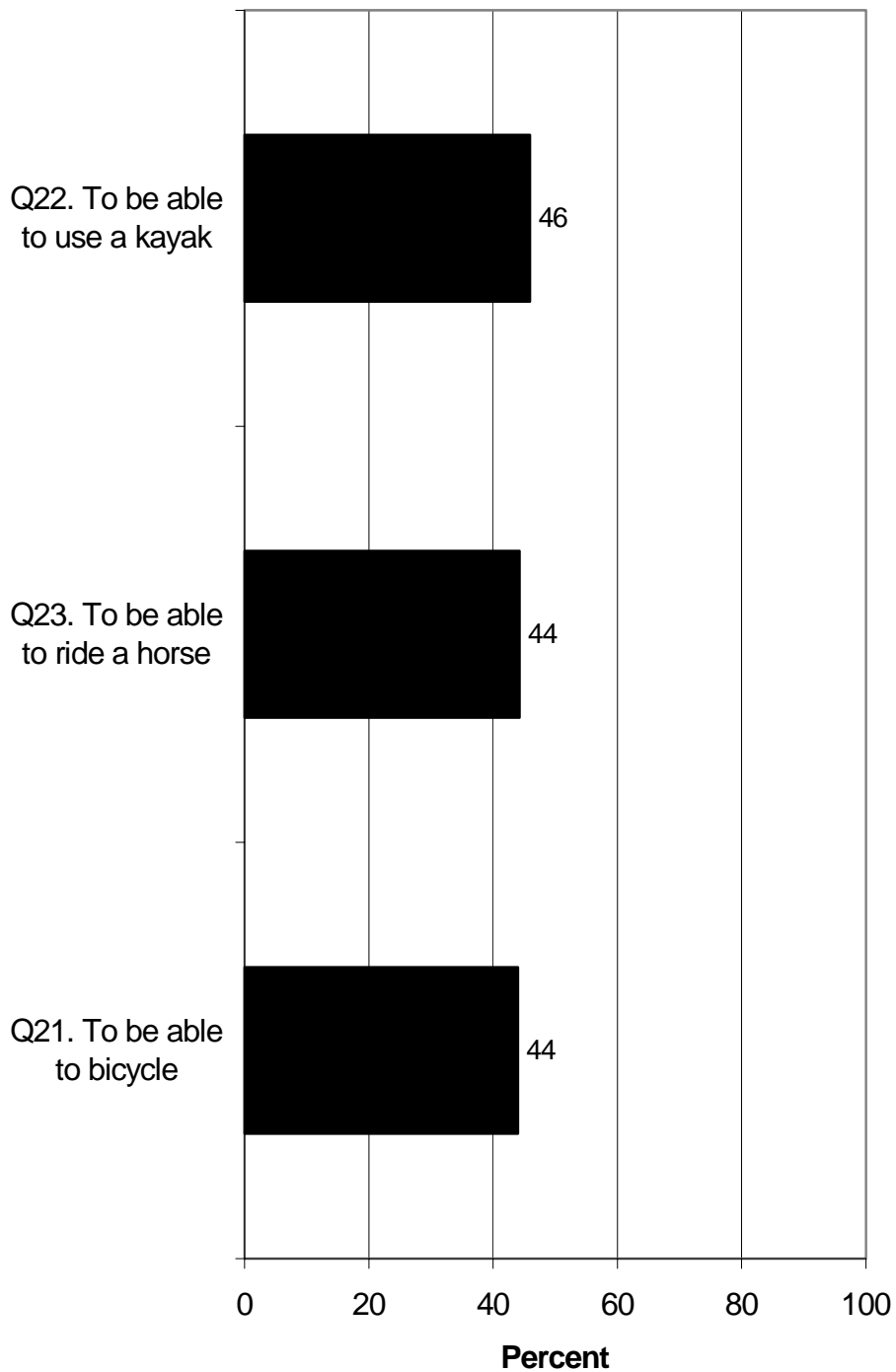
Q21-23. Percent who think being able to do the following at Point Reyes National Seashore is very or somewhat important.



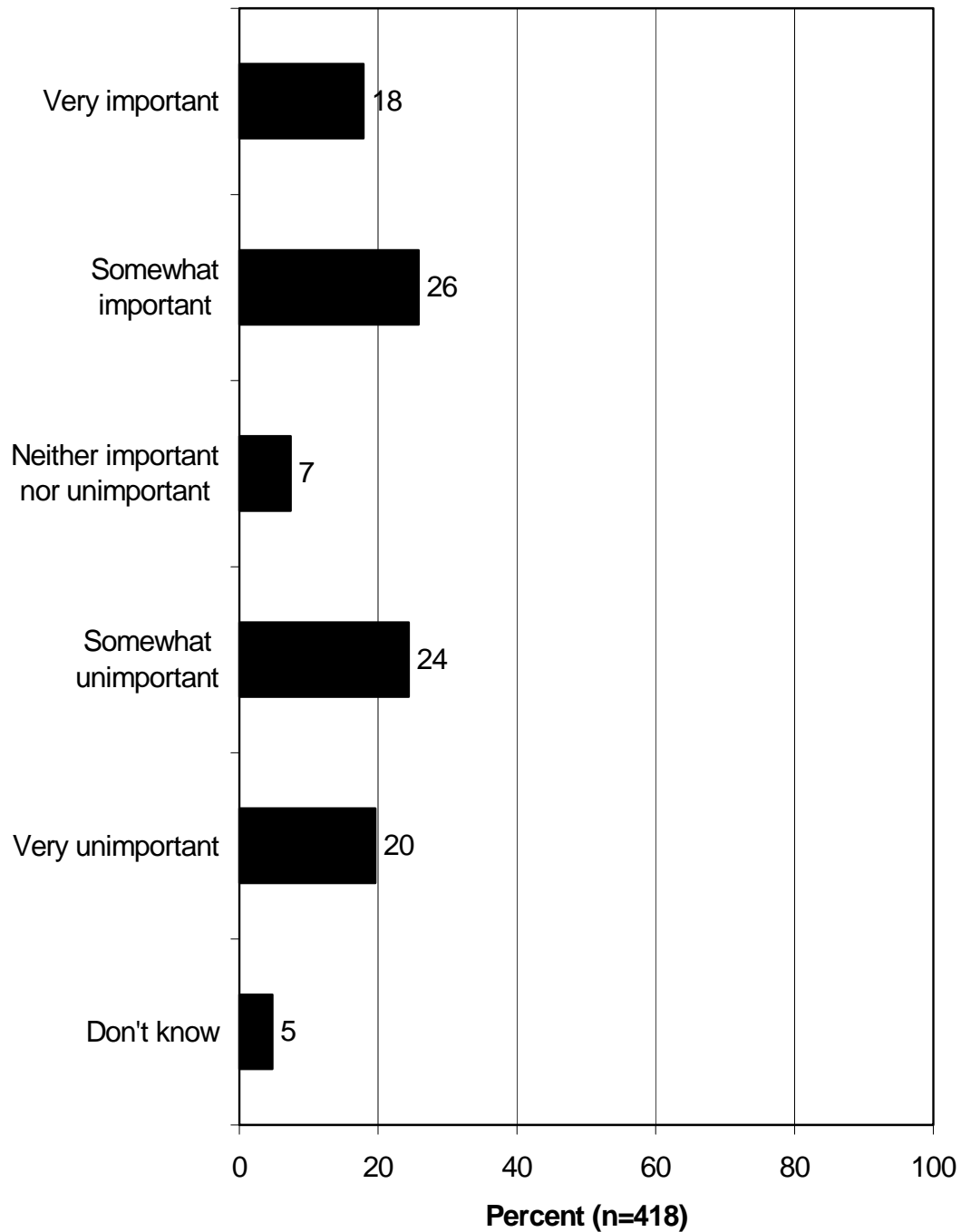
Q21-23. Percent who think being able to do the following at Point Reyes National Seashore is very unimportant.



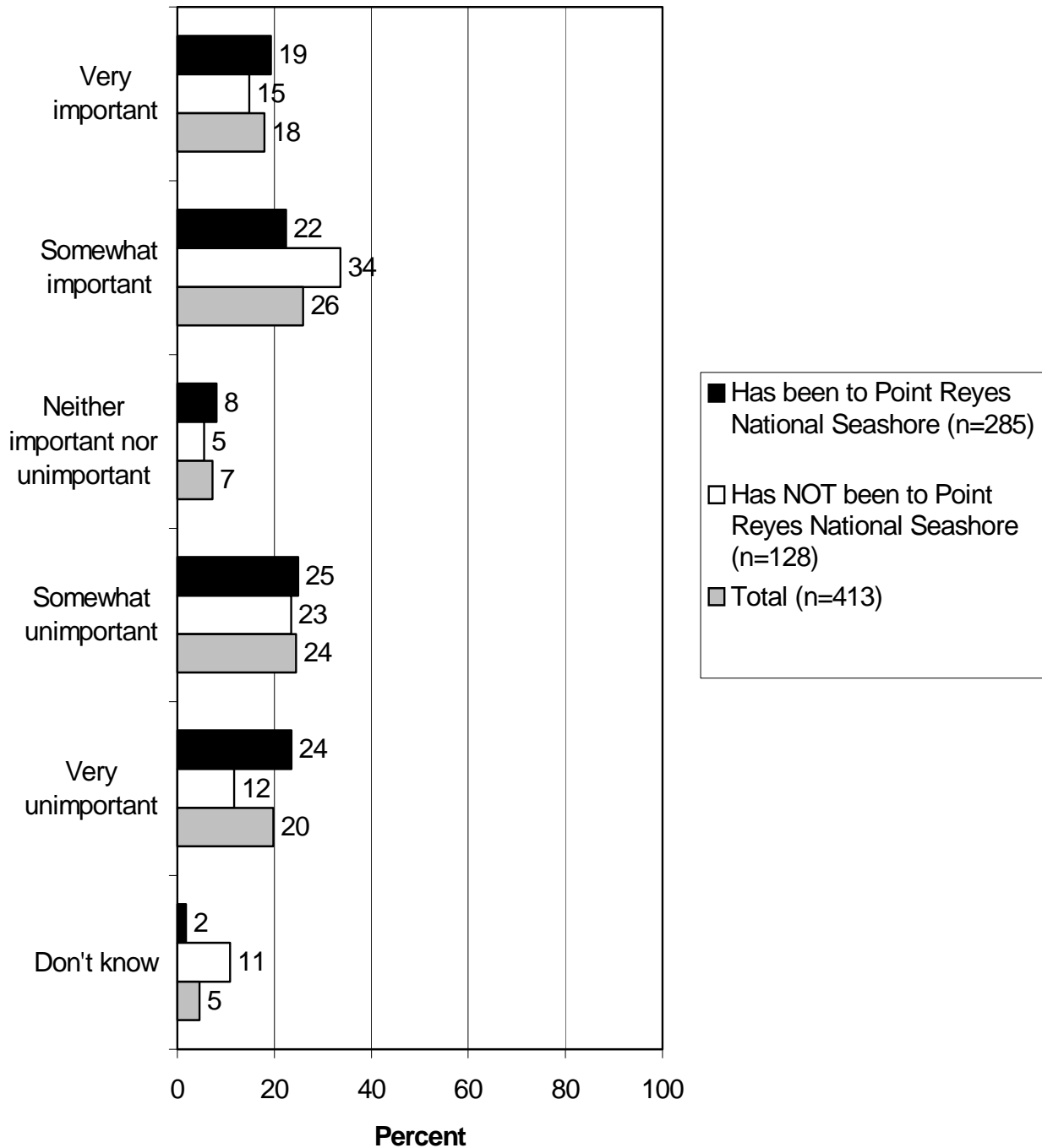
Q21-23. Percent who think being able to do the following at Point Reyes National Seashore is somewhat or very unimportant.



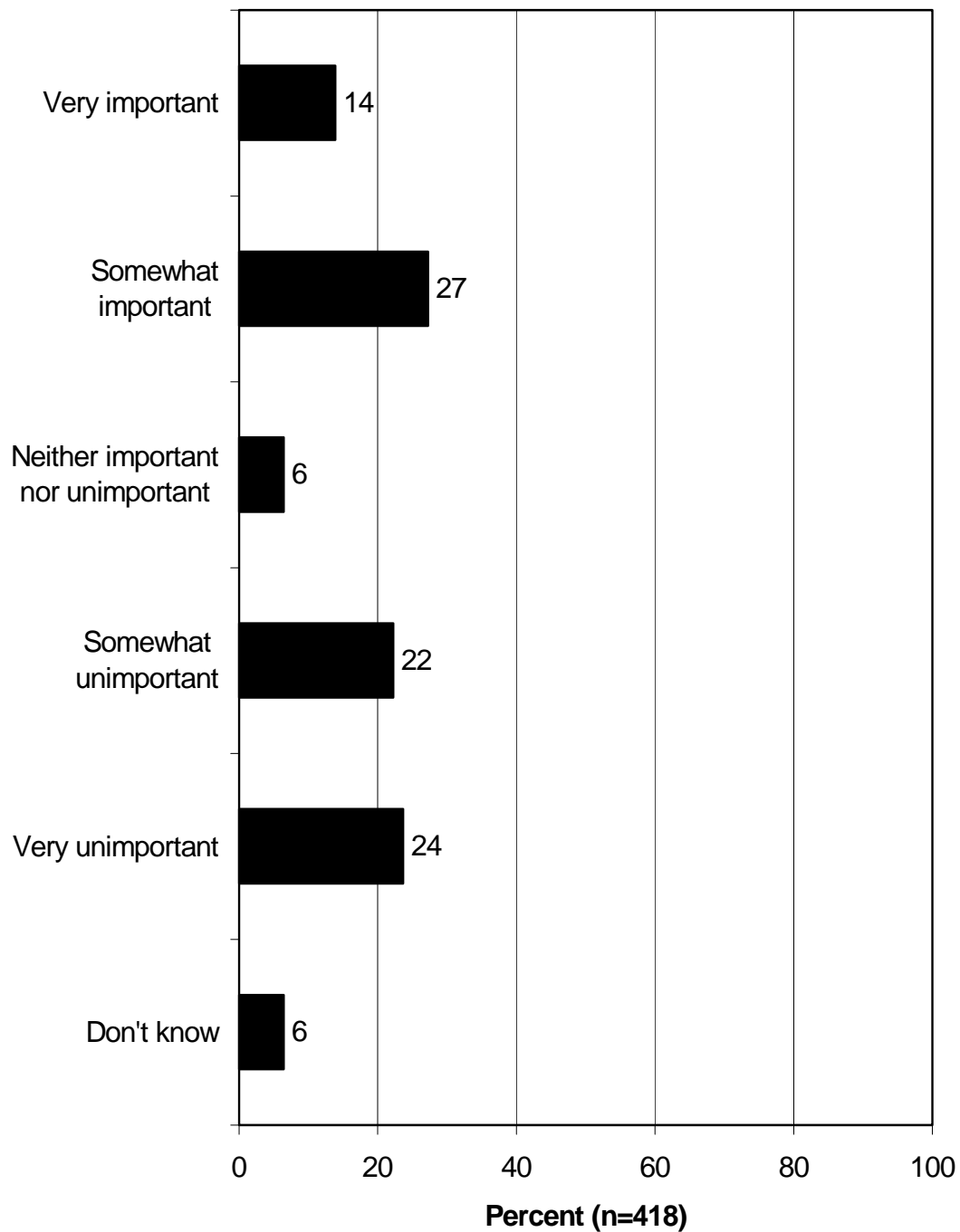
Q21. In general, is it important or unimportant to you to be able to bicycle at Point Reyes National Seashore?



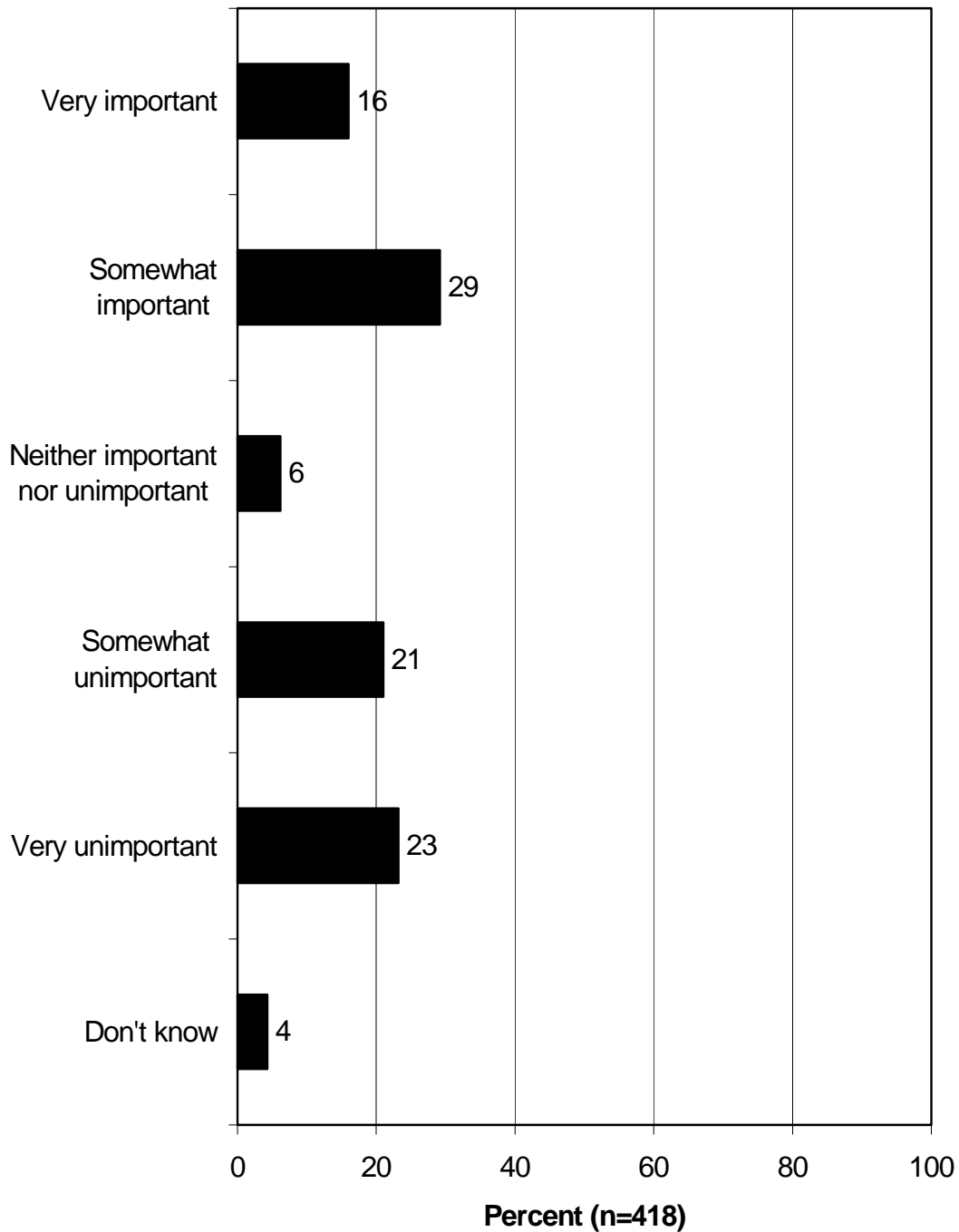
Q21. In general, is it important or unimportant to you to be able to bicycle at Point Reyes National Seashore?



Q22. In general, is it important or unimportant to you to be able to use a kayak at Point Reyes National Seashore?



Q23. In general, is it important or unimportant to you to be able to ride a horse at Point Reyes National Seashore?



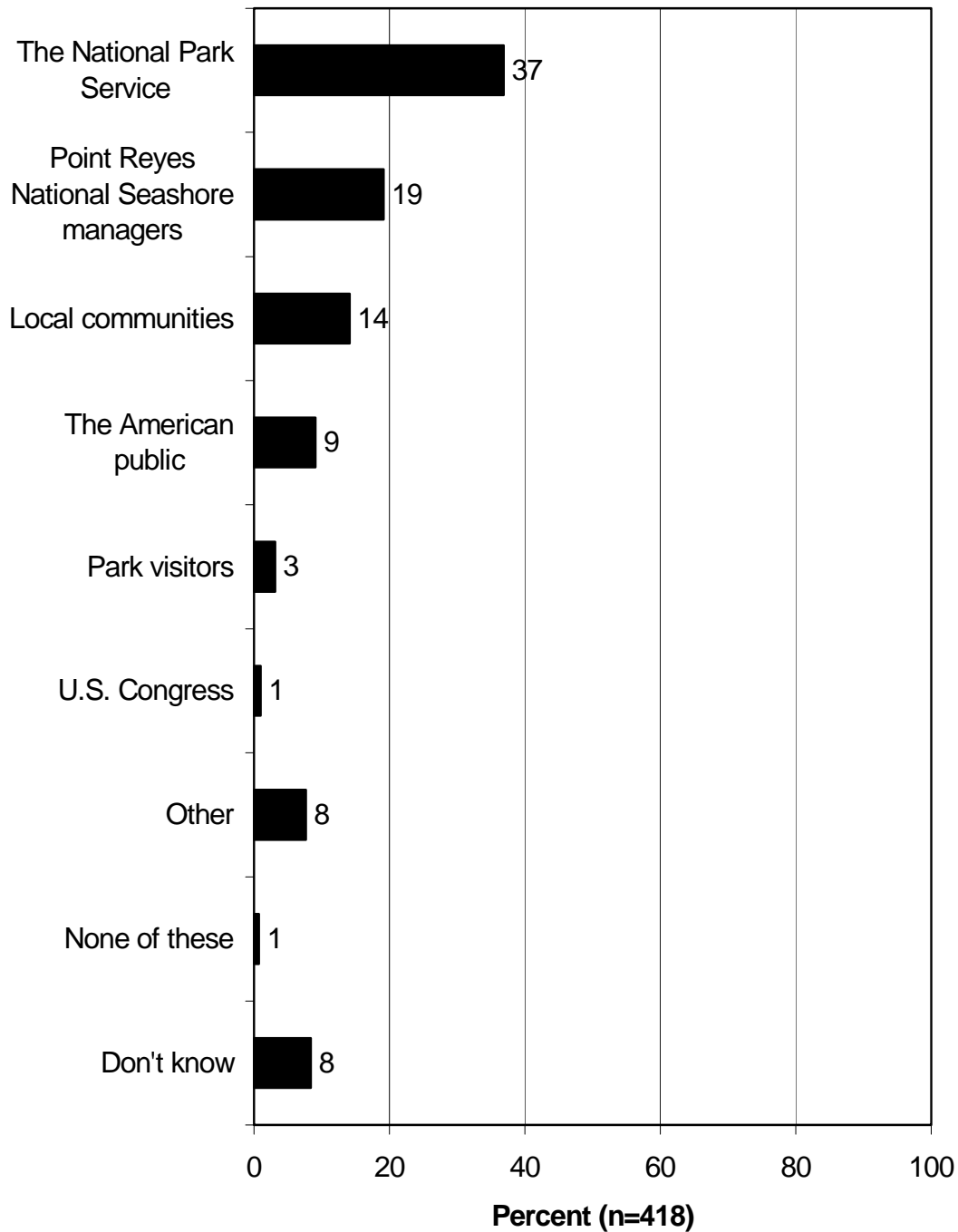
General Management of Point Reyes National Seashore

- When asked who should make the final decision about management at PRNS, 56% of respondents felt it should be the National Park Service (NPS) or PRNS managers, 14% said local communities, 9% said the American public, and 3% said park visitors.
- When asked if respondents approved or disapproved of the way PRNS has been managed, a majority of respondents overall (54%) strongly or moderately approved. A majority of PRNS visitors (71%) strongly or moderately approved, while 2% of visitors moderately or strongly disapproved.
- Most respondents (74%) strongly or moderately supported an entrance fee of \$5.00 per car at PRNS.
 - 48% strongly supported, and 26% moderately supported.
- Overall, respondents were divided on the importance of public transportation to and from PRNS (56% said it is important; 40% said it is unimportant). The division was mostly a result in differences in opinion between non-visitors and PRNS visitors, as public transportation was more important to non-visitors. County of residence was significantly [$\chi^2(25, n=418) = 42.62, p < .05$] related to the importance of public transportation to and from PRNS.
 - While 56% said public transportation to and from PRNS is very or somewhat important and 40% said somewhat or very unimportant, non-visitors were more likely than PRNS visitors to say that public transportation to and from PRNS is very or somewhat important (66% and 49%, respectively).
 - The importance of public transportation was most notable in San Francisco County, where 67% of respondents said that public transportation was very or somewhat important—a much greater percentage than in any other county. Conversely, Marin County had the lowest percentage who said that public transportation was very or somewhat important (40%).

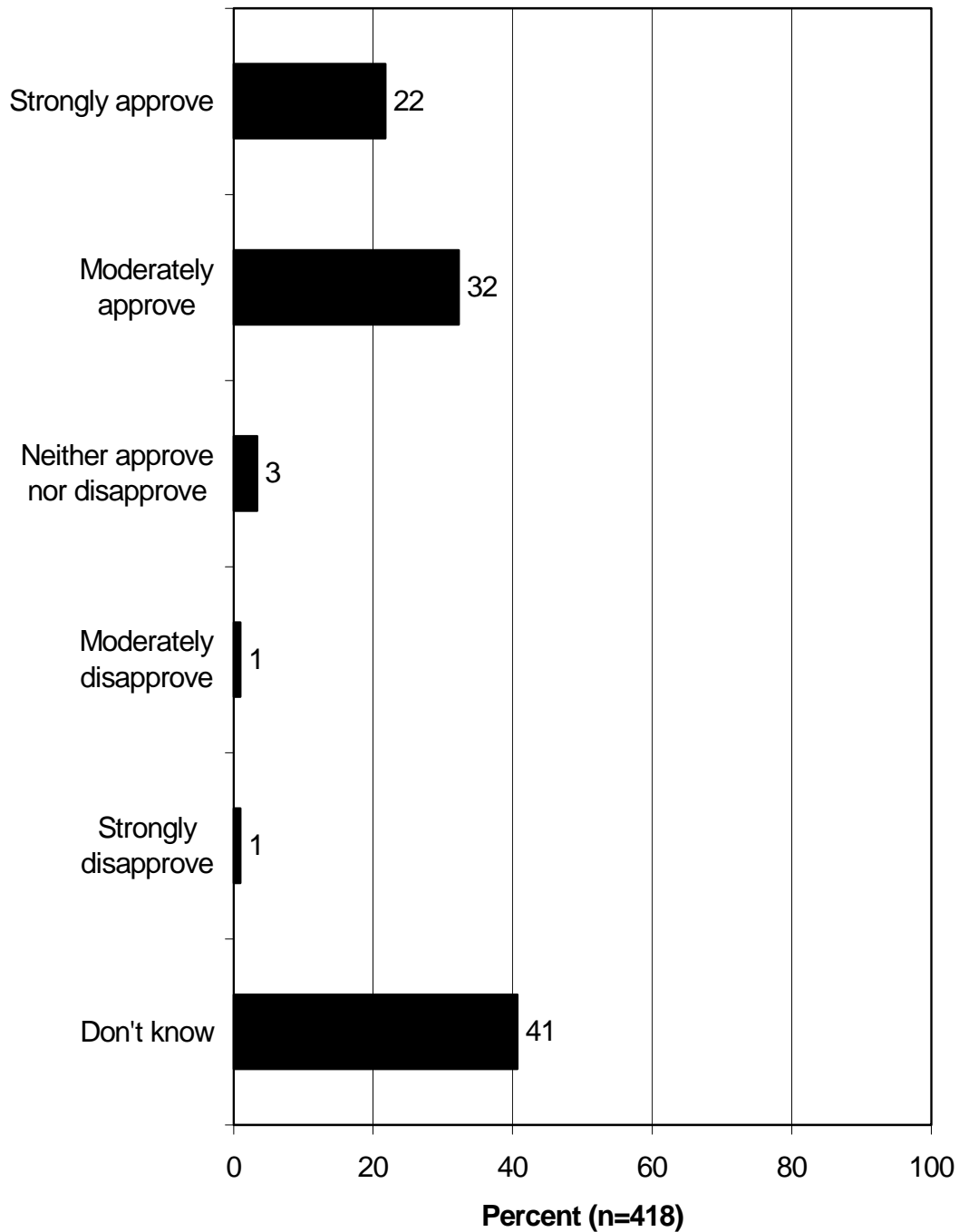
- Respondents were read a list of amenities and asked which they would like to see more of at PRNS: 50% of respondents overall indicated that they would like to see more educational facilities, 42% would like to see more restrooms, 35% would like to see more trails, 22% said visitor centers, 19% said no additional development, and 19% said parking lots. PRNS visitors were more likely than were non-visitors to say no additional development (24%, as opposed to the 11% of non-visitors who said no additional development). Non-visitors were slightly more likely to say they would like to see more gift shops (15%, as opposed to the 7% of PRNS visitors who said gift shops).

- Respondents were informed that, in some situations, the NPS may determine that access should be restricted to PRNS. Respondents were then read a few such situations and were asked if they would support or oppose restricting access to PRNS in each case. Overall, there was a great deal of support (ranging from 89% to 74%) for restricting access to PRNS in each of the described situations. Small numbers of respondents opposed each of the restrictions, but the highest opposition was directed toward restrictions due to park crowding or due to a lack of peace and quiet in the wilderness area.
 - 76% strongly or moderately supported and 15% moderately or strongly opposed restrictions when the park becomes too crowded.
 - 75% strongly or moderately supported and 14% moderately or strongly opposed restrictions when there is a lack of peace and quiet.
 - 89% strongly or moderately supported and 7% moderately or strongly opposed restrictions when there is damage to wildlife.

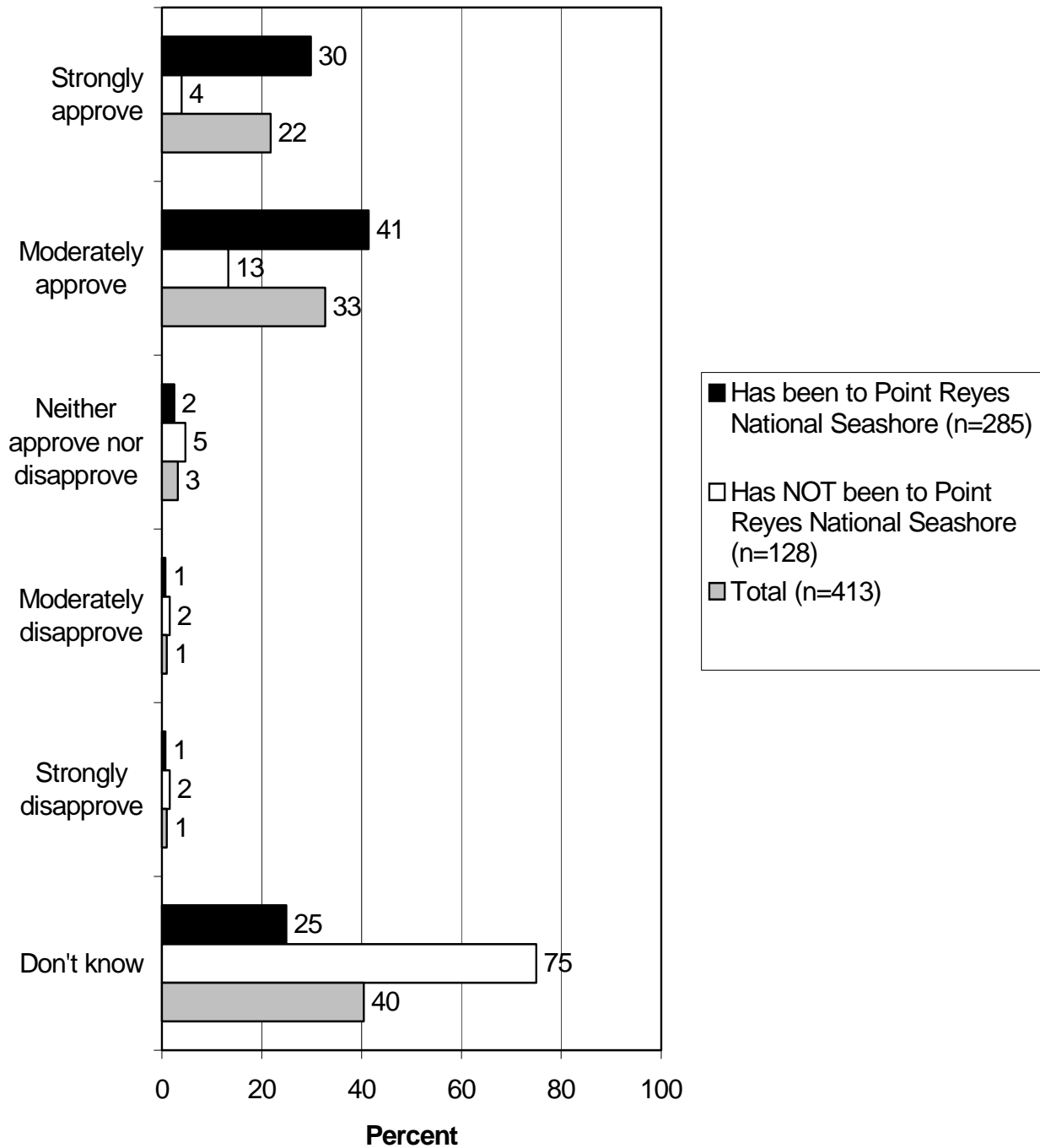
Q33. Who do you think should make the final decision about management at Point Reyes National Seashore?



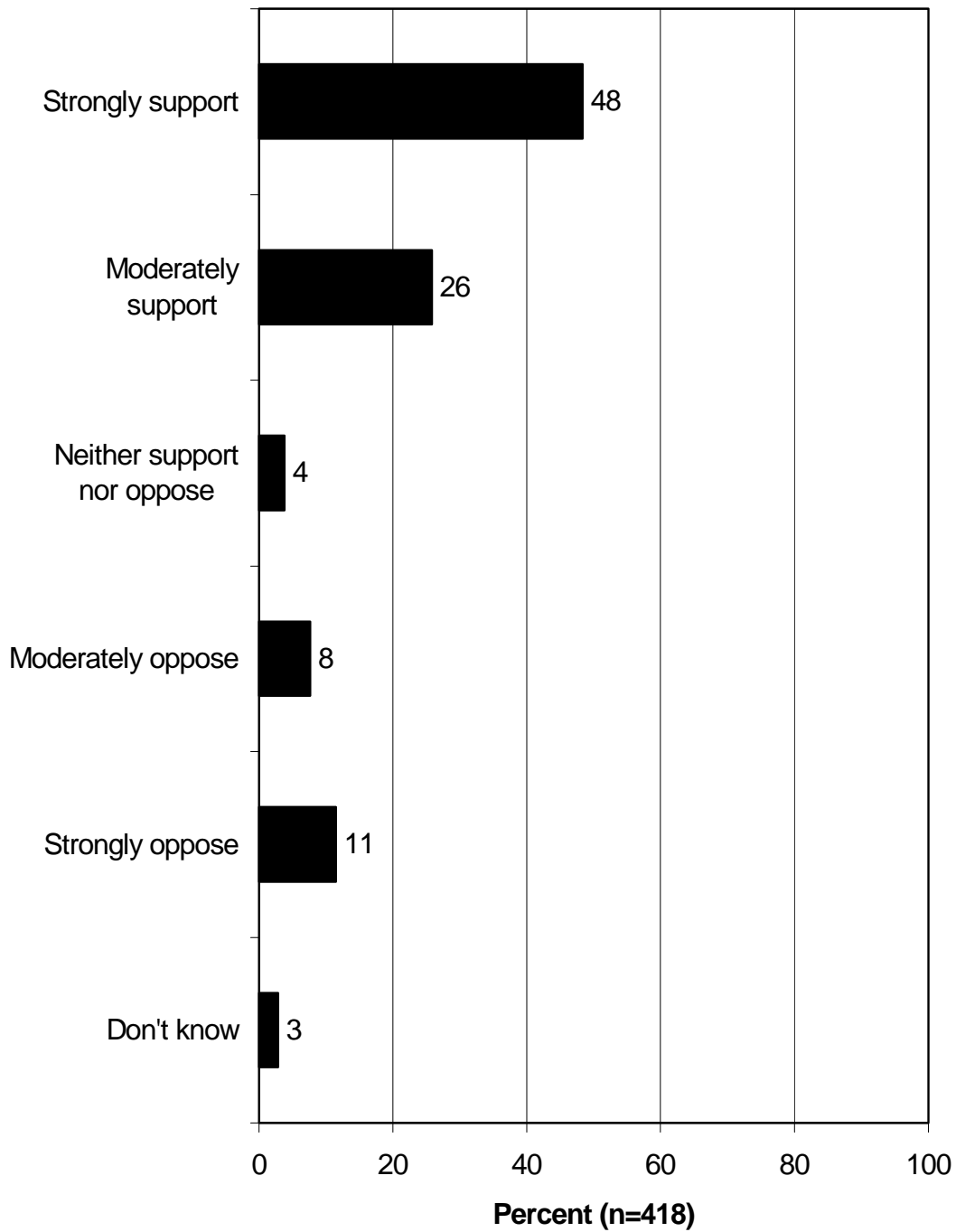
Q35. Overall, do you approve or disapprove of the way Point Reyes National Seashore has been managed?



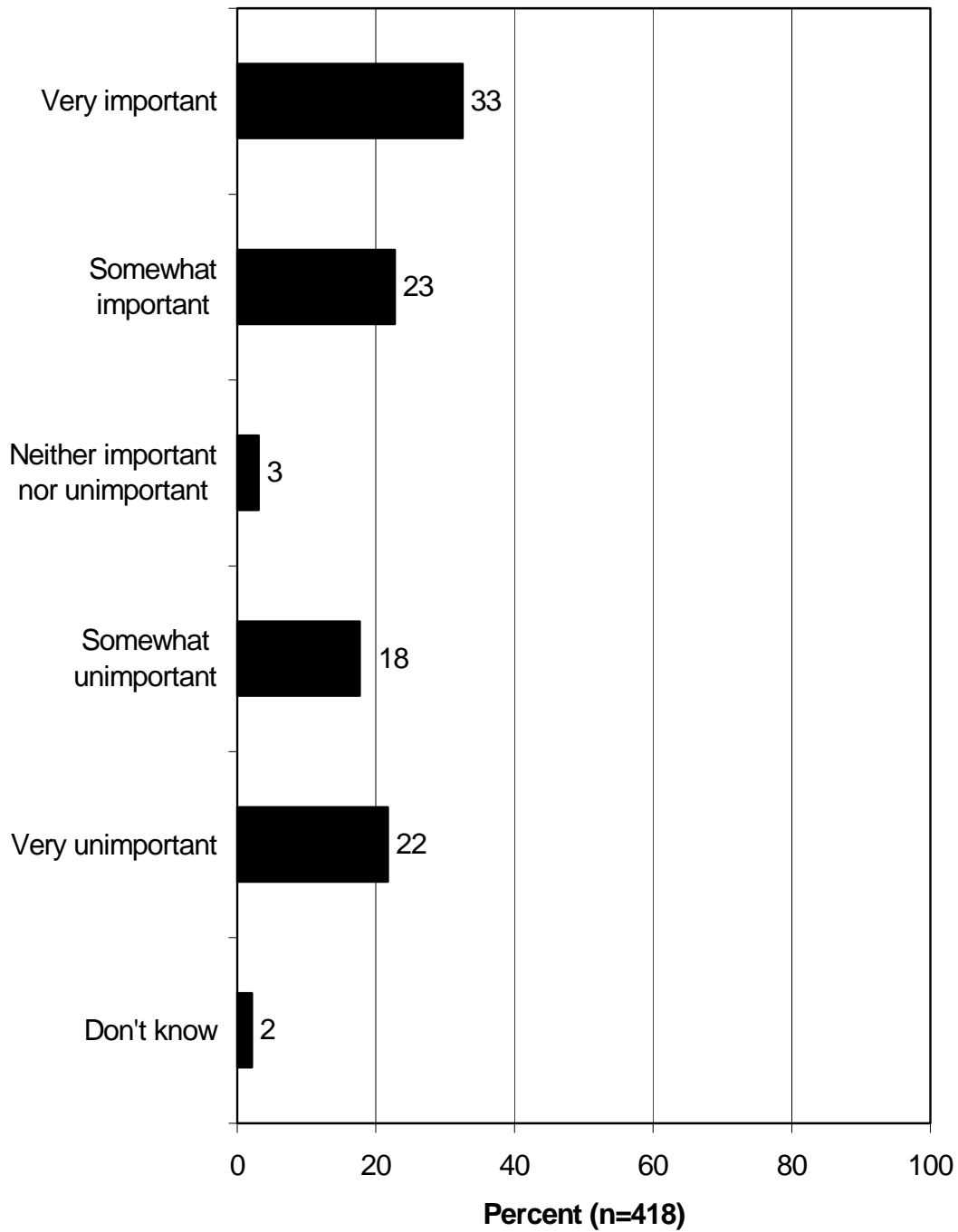
Q35. Overall, do you approve or disapprove of the way Point Reyes National Seashore has been managed?



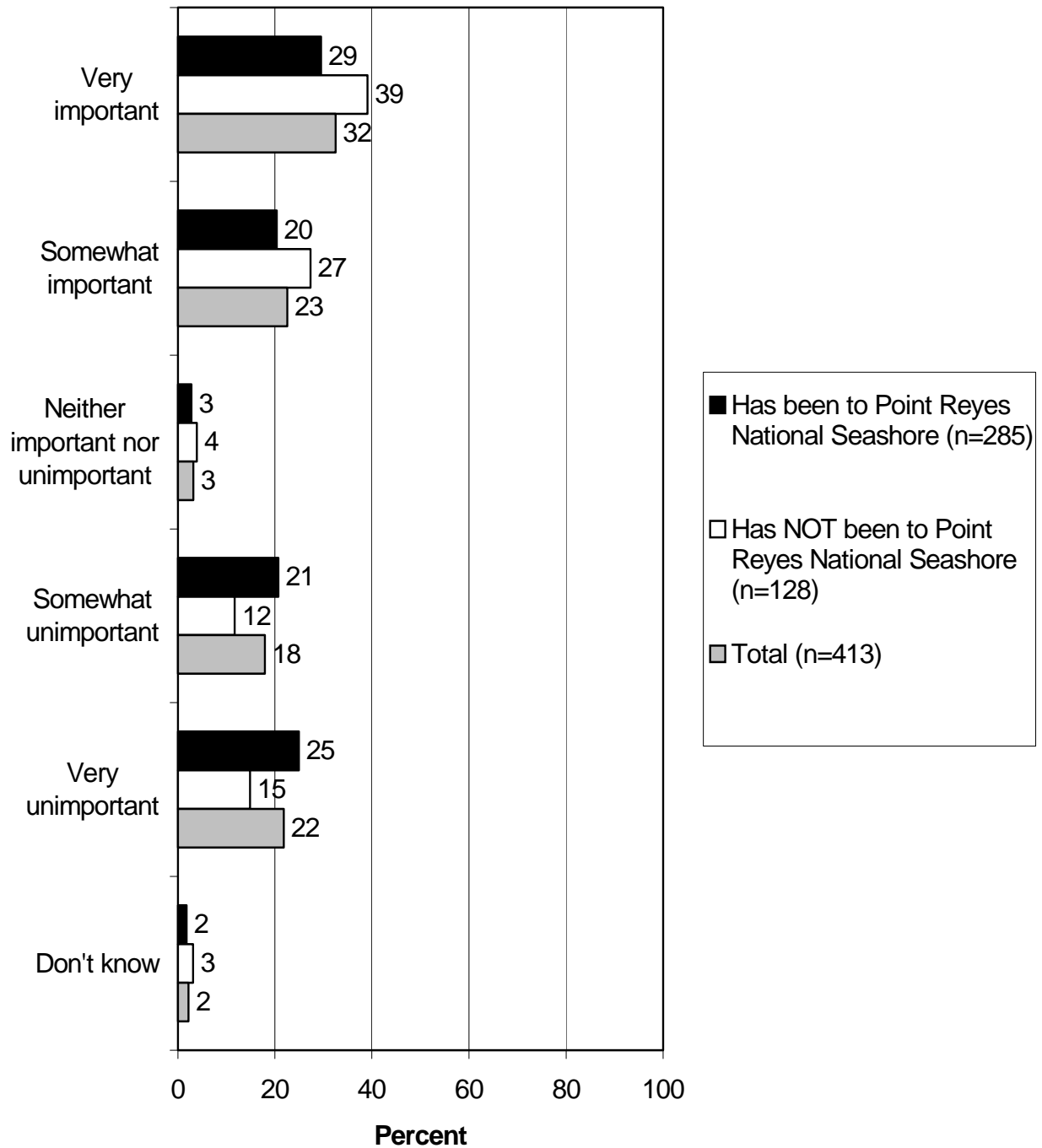
Q31. Would you support or oppose an entrance fee of \$5.00 per car at the National Seashore?



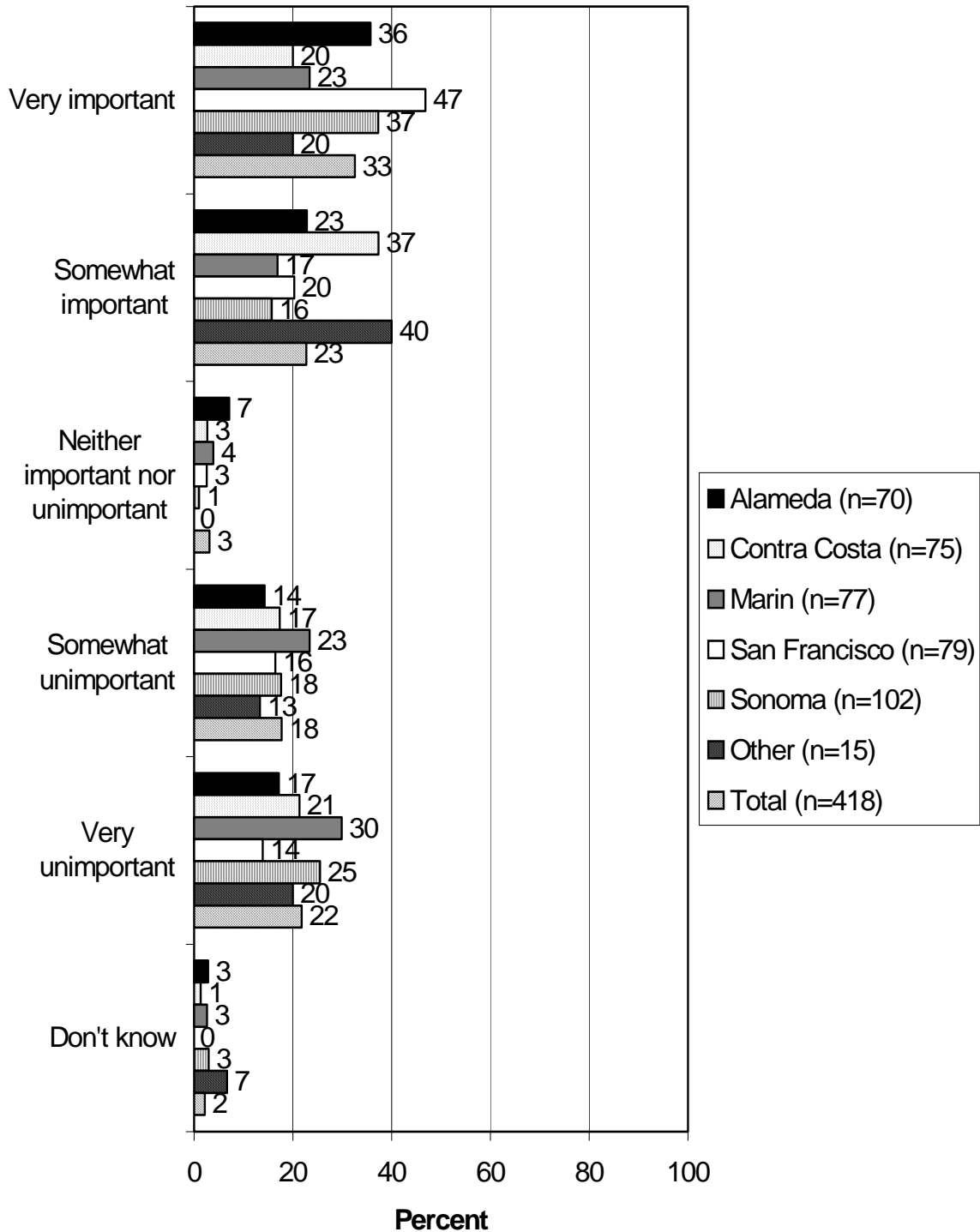
Q32. Is public transportation to and from the National Seashore important or unimportant to you?



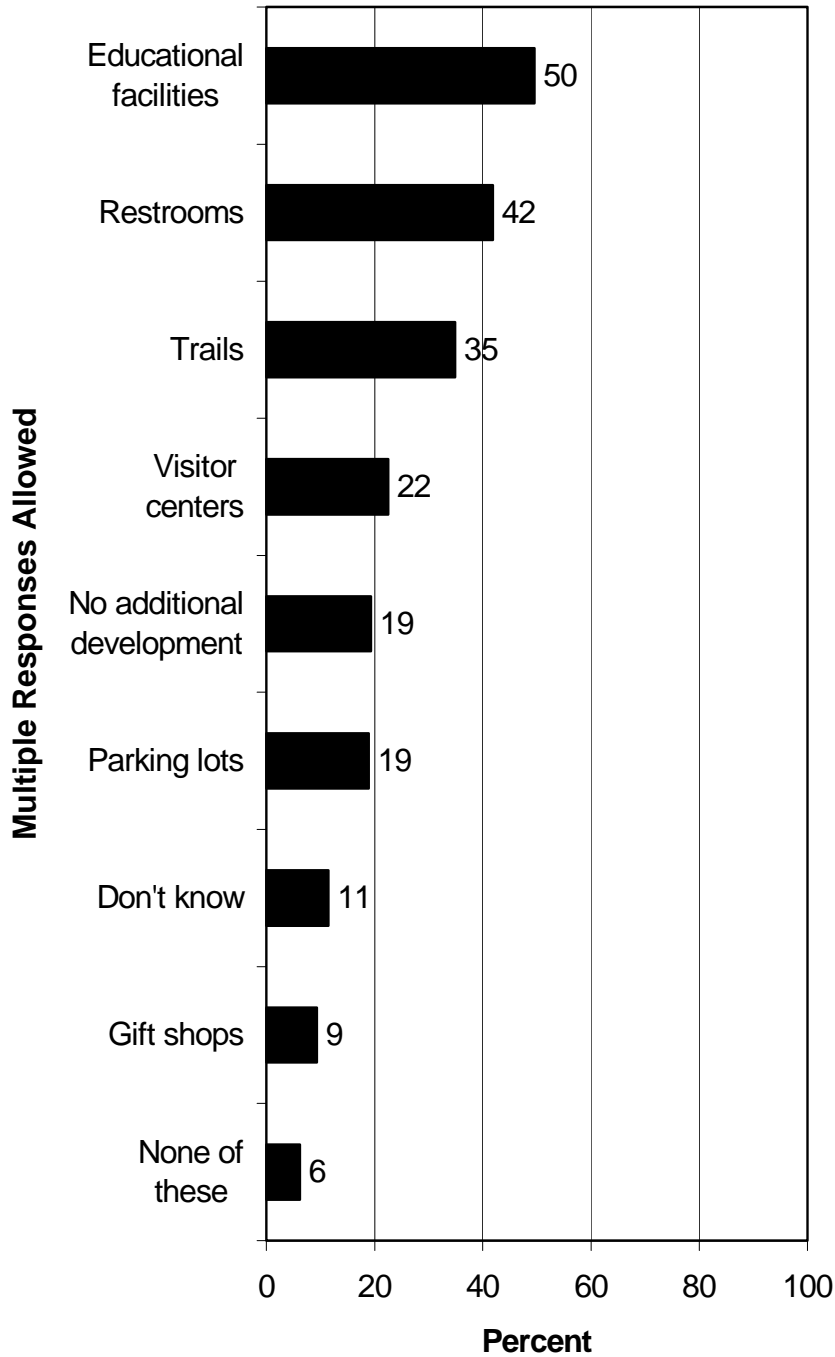
Q32. Is public transportation to and from the National Seashore important or unimportant to you?



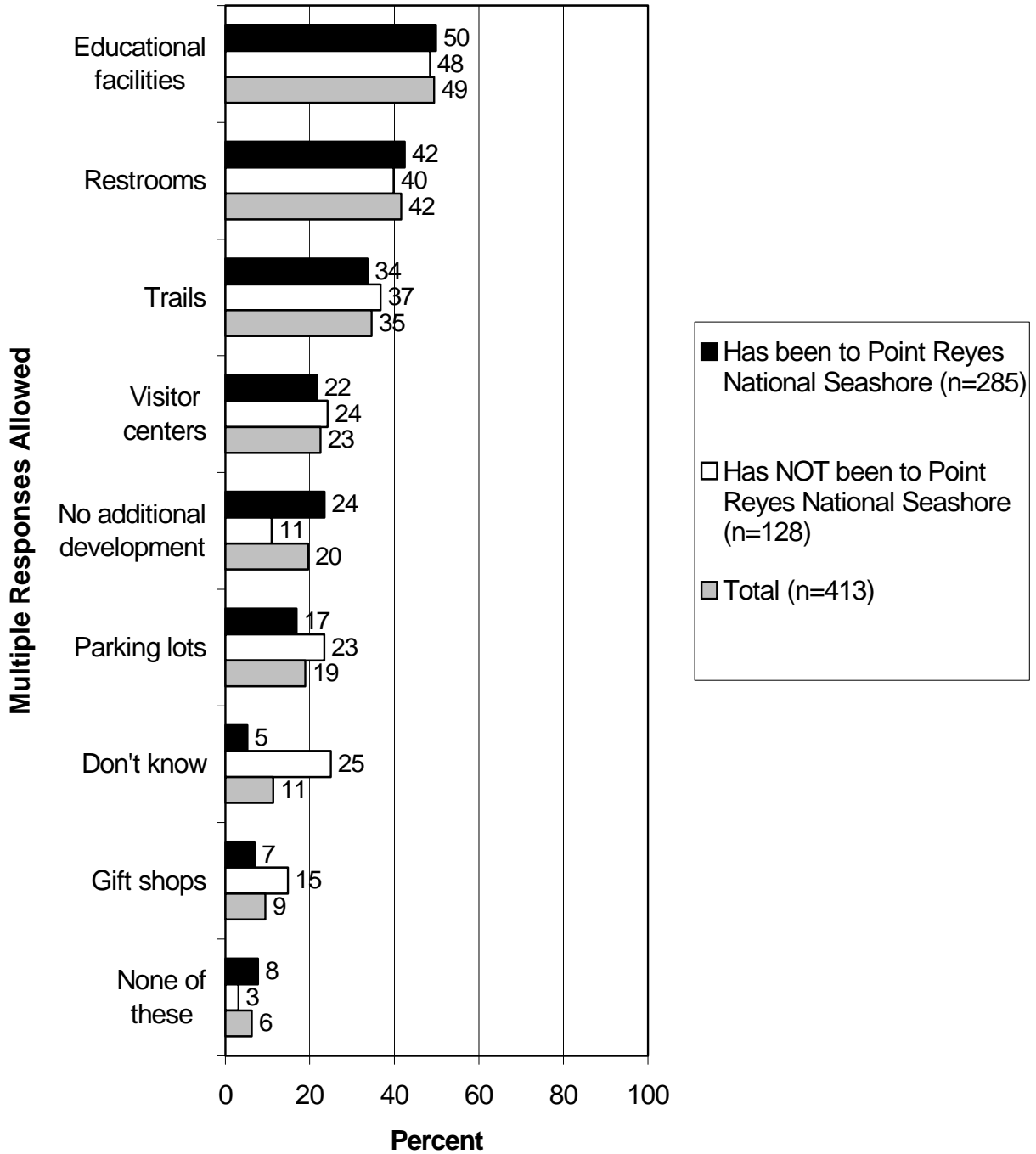
Q32. Is public transportation to and from the National Seashore important or unimportant to you? by Q41. In what county do you live?




Q25. Which of the following would you like to see more of in the National Seashore?




Q25. Which of the following would you like to see more of in the National Seashore?



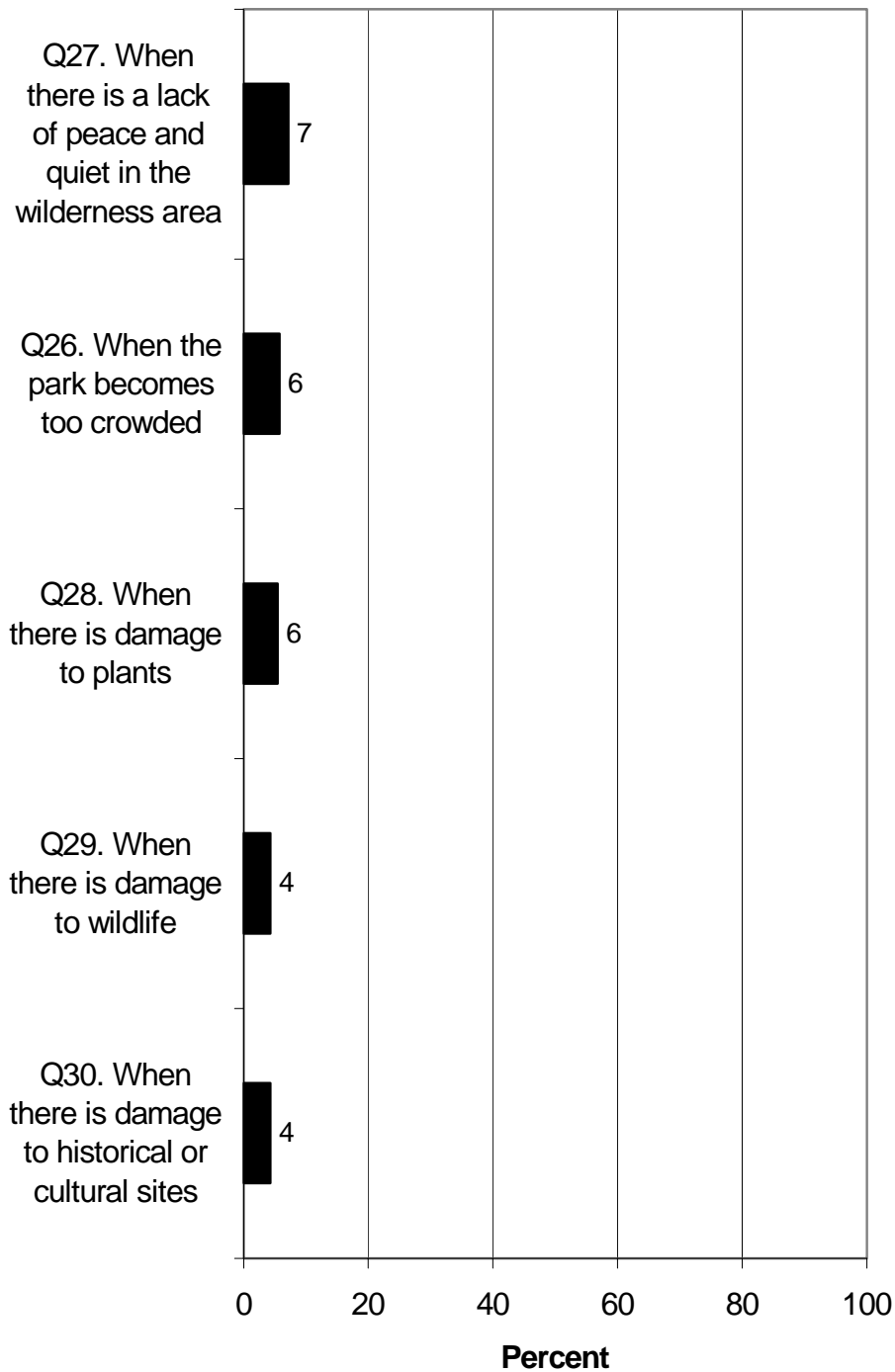
Q26-30. Percent who would strongly support restricting access to the National Seashore in the following situations.




Q26-30. Percent who would strongly or moderately support restricting access to the National Seashore in the following situations.



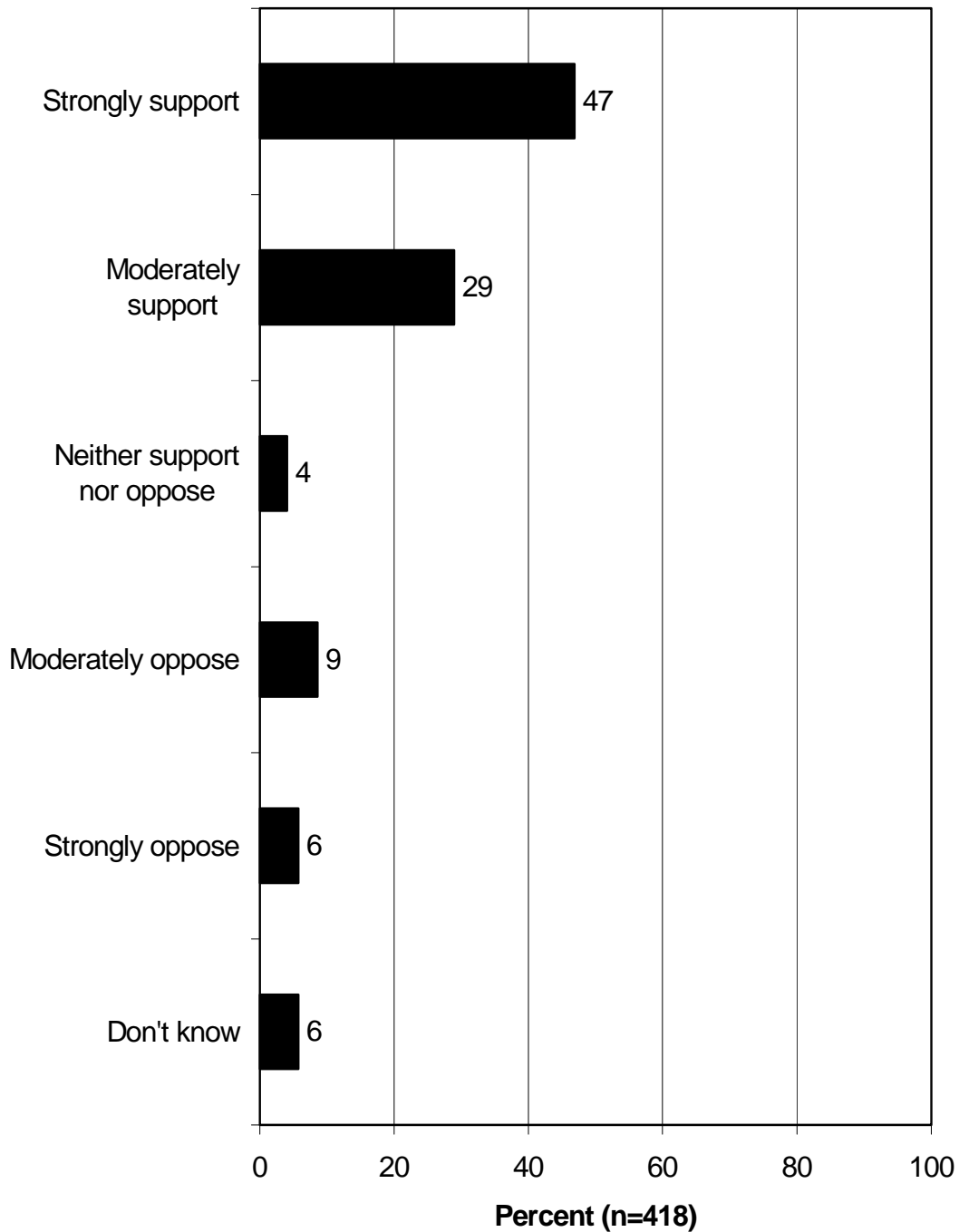
Q26-30. Percent who would strongly oppose restricting access to the National Seashore in the following situations.



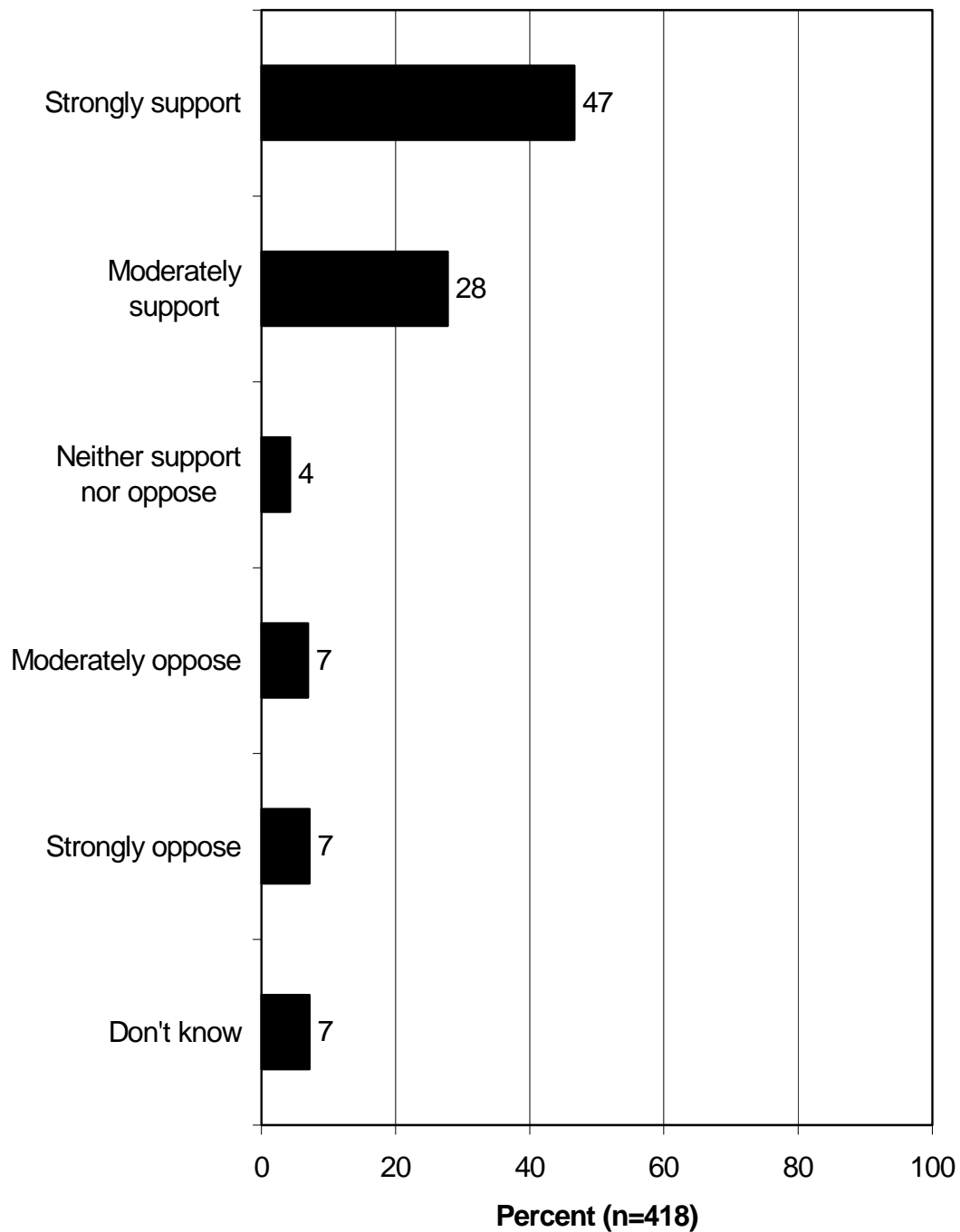
Q26-30. Percent who would moderately or strongly oppose restricting access to the National Seashore in the following situations.



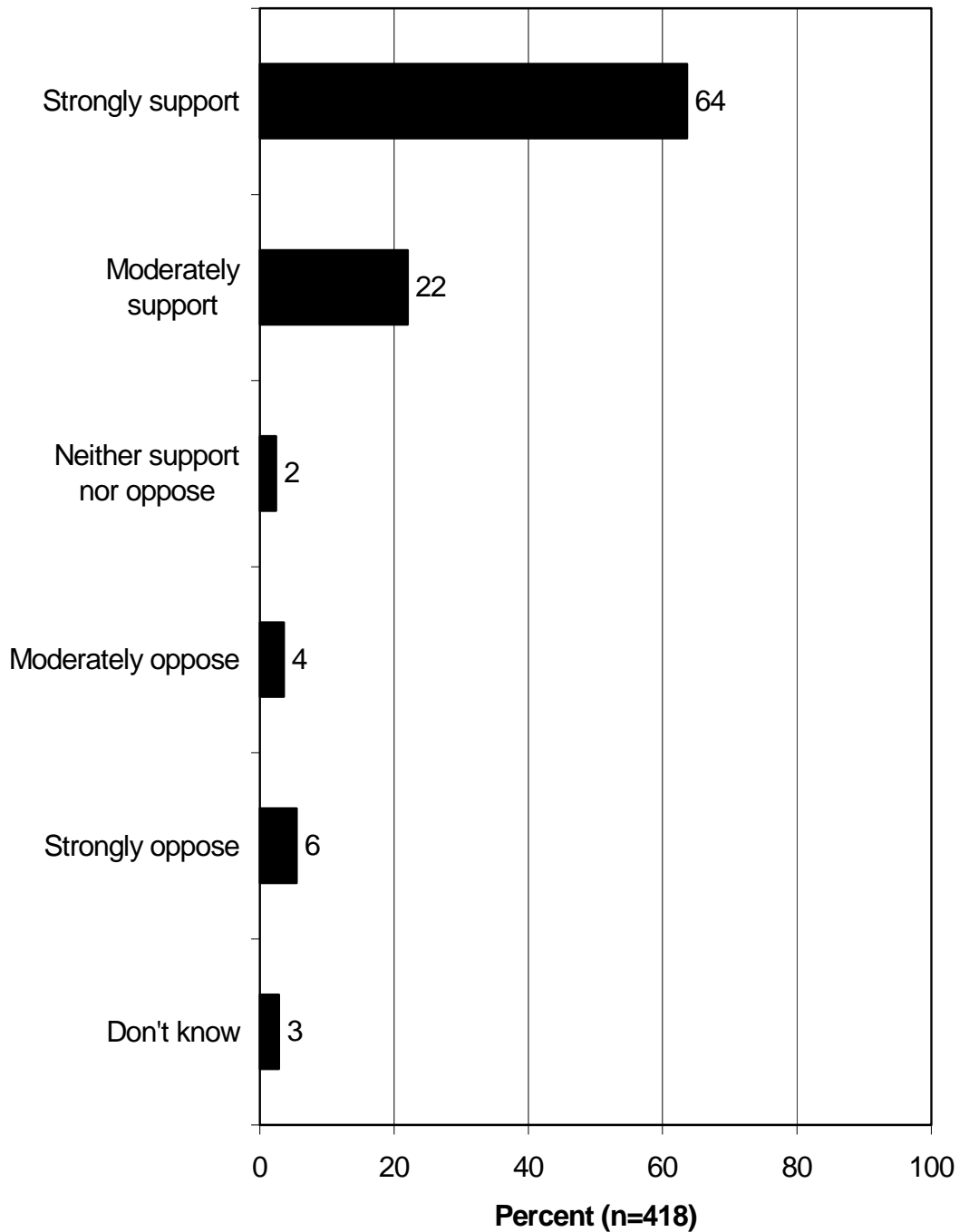
Q26. Would you support or oppose restricting access to the National Seashore when the park becomes too crowded?



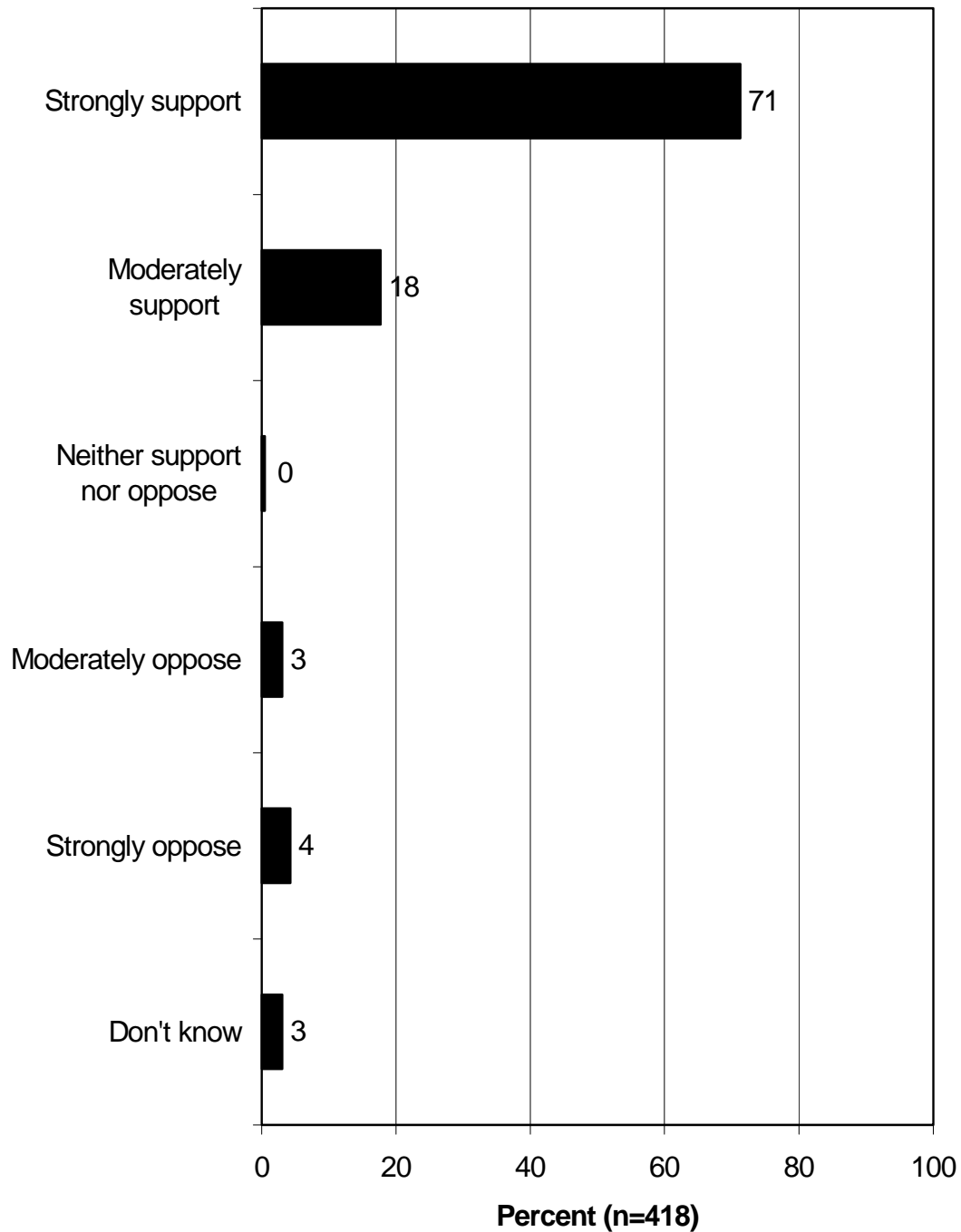
Q27. Would you support or oppose restricting access to the National Seashore when there is a lack of peace and quiet in the wilderness area?



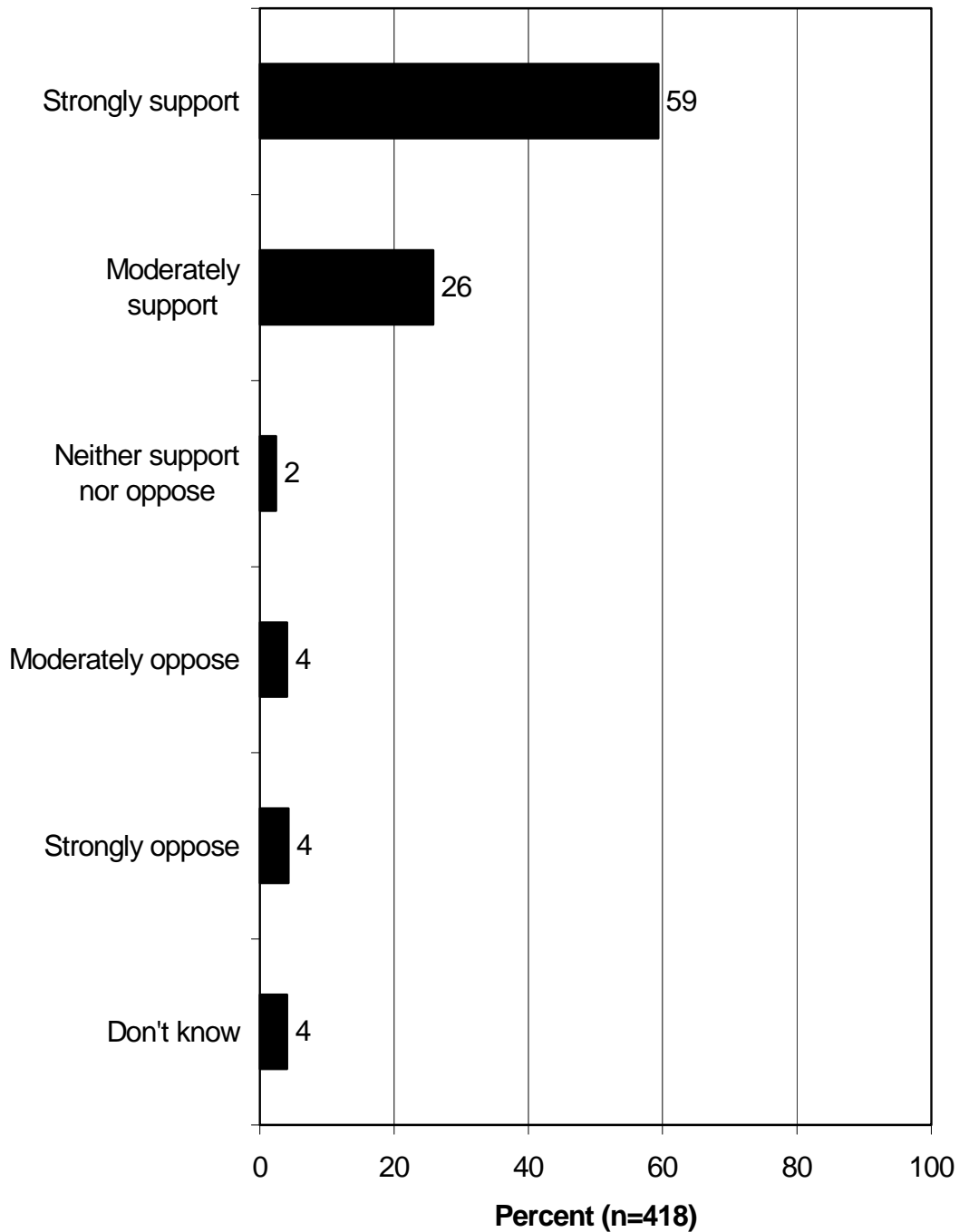
Q28. Would you support or oppose restricting access to the National Seashore when there is damage to plants?



Q29. Would you support or oppose restricting access to the National Seashore when there is damage to wildlife?



Q30. Would you support or oppose restricting access to the National Seashore when there is damage to historical or cultural sites?

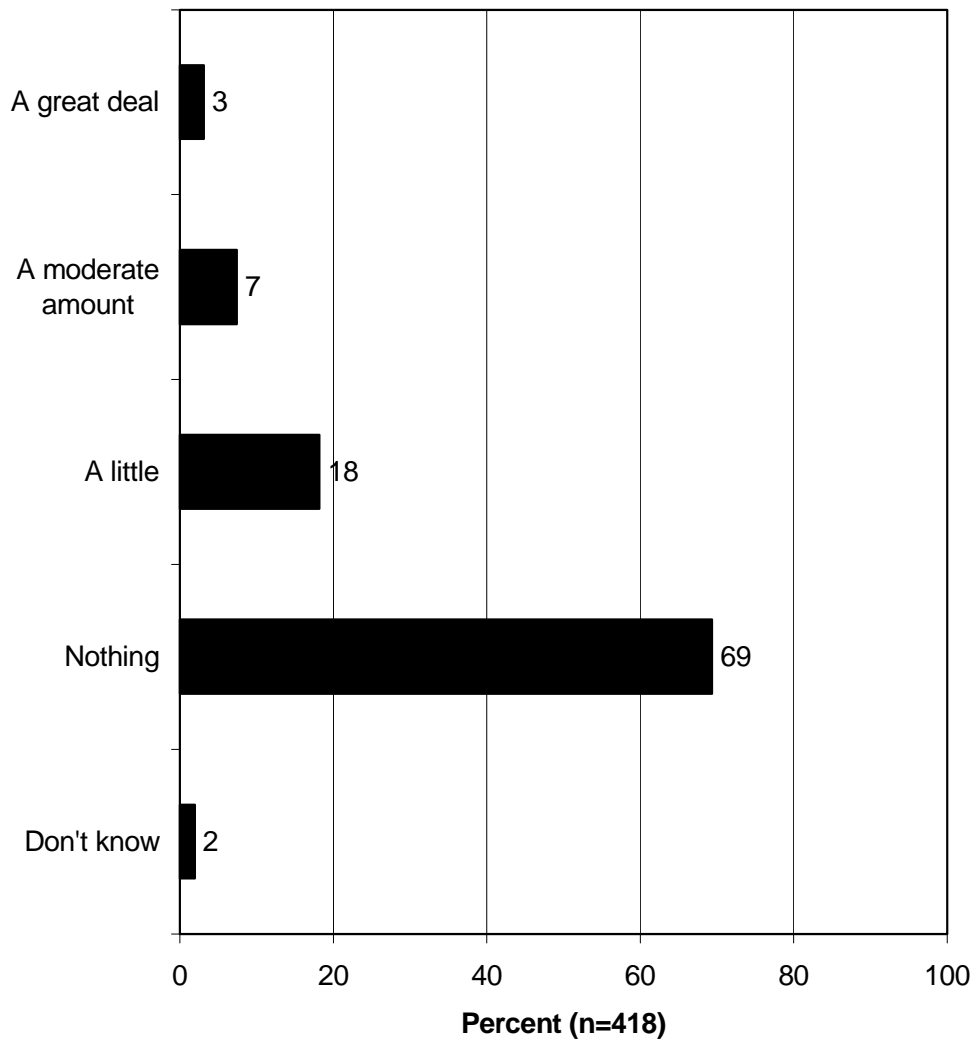


Deer Management at Point Reyes National Seashore

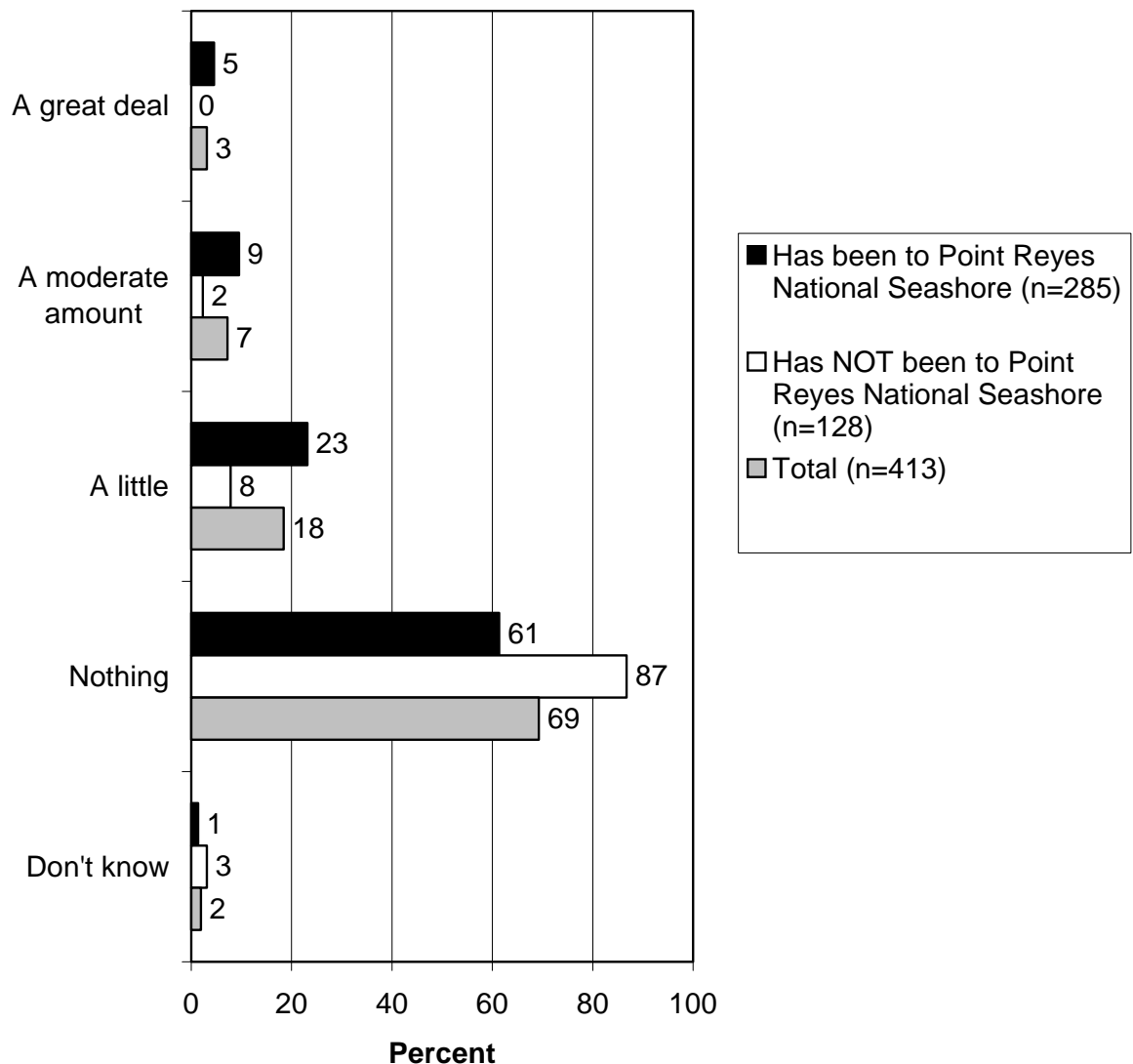
- Respondents were read a statement concerning deer populations at Point Reyes National Seashore and were then asked a series of questions concerning deer management. The statement that was read is as follows: “There are two species of non-native deer at Point Reyes National Seashore, originally from India and the Mediterranean. They were purchased from the San Francisco Zoo and introduced to the area by a private landowner for hunting purposes before the Seashore was established. These deer populations have grown to at least 1,000 animals and may be causing harmful impacts to native wildlife, vegetation, and other natural species.” A strong majority of respondents (69%) knew nothing about the non-native deer at PRNS before this survey. Most respondents overall (77%) would strongly or moderately support reducing numbers of non-native deer in PRNS if it is determined that they are causing damage to native wildlife, vegetation, and other natural resources. Most respondents (66%) would strongly or moderately support treating non-native deer with an injection to cause sterilization. A majority opposed (12% moderately opposed and 42% strongly opposed) having the NPS use lethal methods to reduce the number of non-native deer at PRNS.
- 61% of PRNS visitors and 87% of non-visitors knew nothing about the non-native deer at PRNS.
 - 77% of visitors (the same percentage as respondents overall) would strongly or moderately support reducing the numbers of non-native deer in PRNS if it is determined that they are causing damage to native wildlife, vegetation, and other natural resources.
 - 66% of respondents supported (38% strongly and 28% moderately) treating non-native deer with an injection that would cause permanent sterilization and not allow them to produce any further offspring, while 20% moderately or strongly opposed use of an injection, and 10% said, “Don’t know.” PRNS visitors were more likely than were non-visitors to support the use of an injection. While 68% of PRNS visitors strongly or moderately supported the use of an injection, 58% of non-visitors supported it. Conversely, 20% of non-visitors strongly opposed the use of an injection, while only 11% of PRNS visitors strongly opposed it.
 - 54% of respondents overall opposed (with 42% strongly opposed) having the NPS use lethal methods to reduce the number of non-native deer at PRNS. A majority of visitors

(51%) and non-visitors (58%) moderately or strongly opposed having the NPS use lethal methods to reduce the number of non-native deer at PRNS.

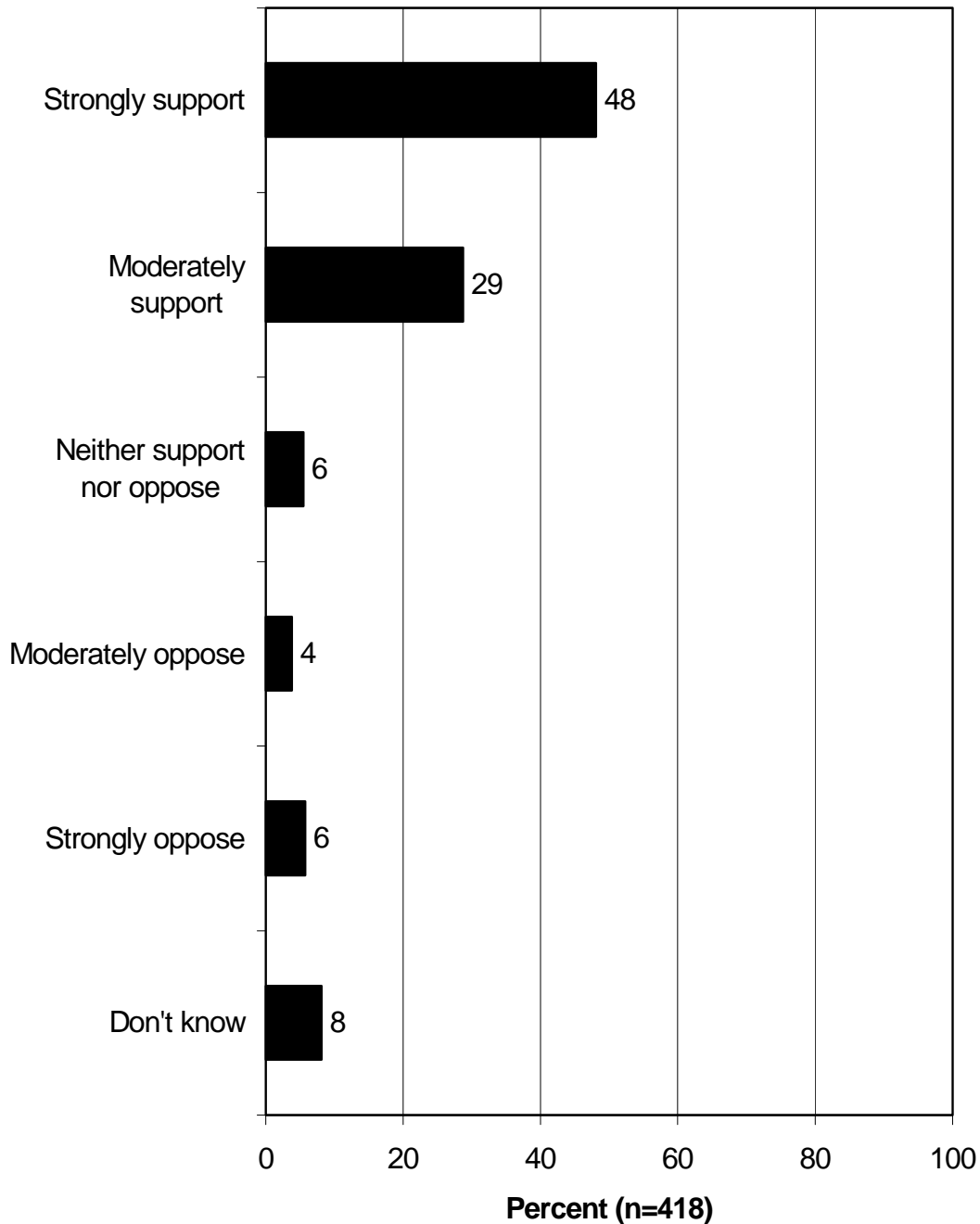
Q36. [The survey discussed two species of non-native deer at Point Reyes National Seashore and that the deer may be causing harmful impacts to native wildlife, vegetation, and other natural resources.] Before this survey, how much would you say you knew about the non-native deer at Point Reyes National Seashore? Would you say you knew a great deal, a moderate amount, a little, or nothing?



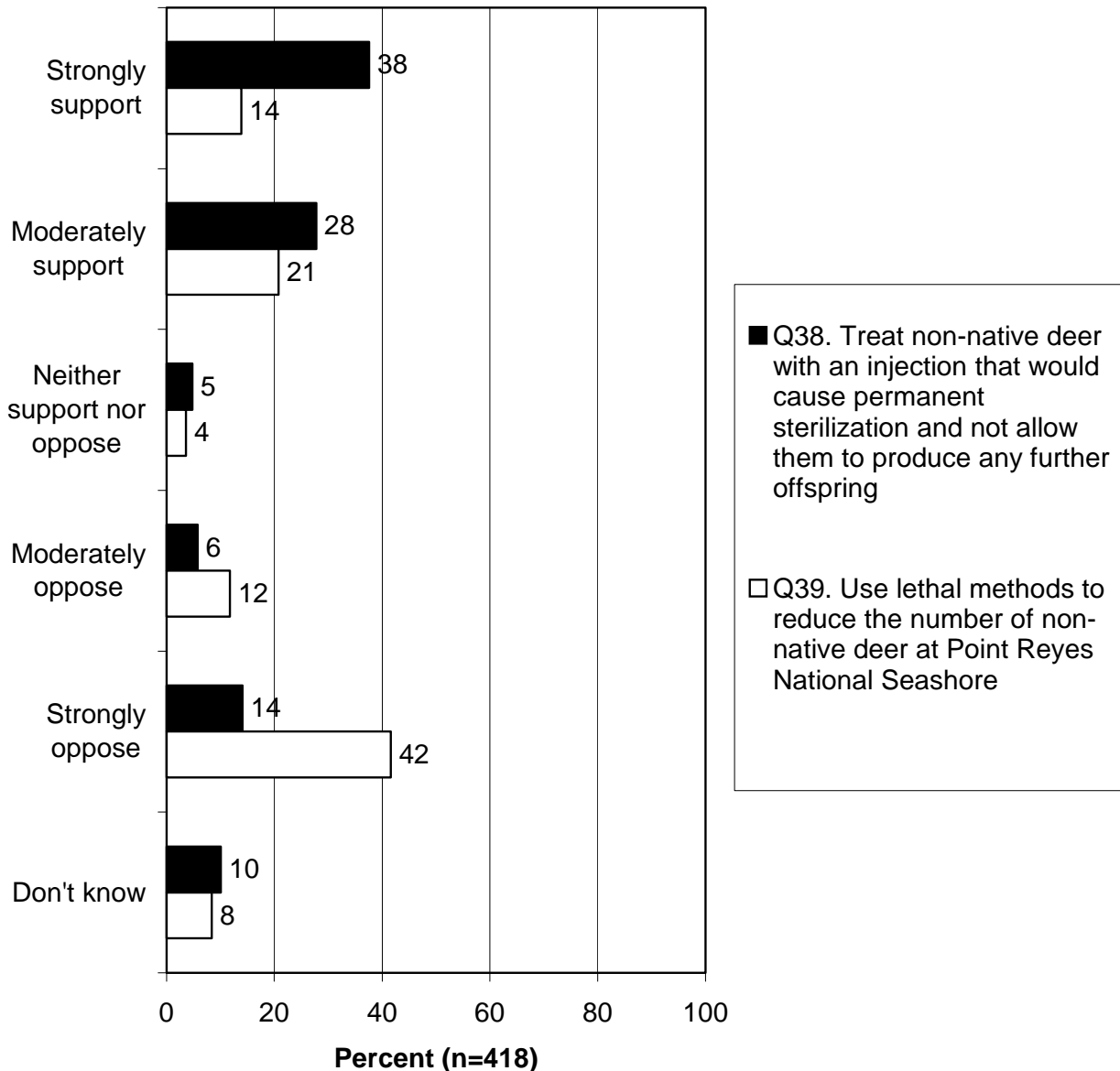
Q36. [The survey discussed two species of non-native deer at Point Reyes National Seashore and that the deer may be causing harmful impacts to native wildlife, vegetation, and other natural resources.] Before this survey, how much would you say you knew a great deal, a moderate amount, a little, or nothing?



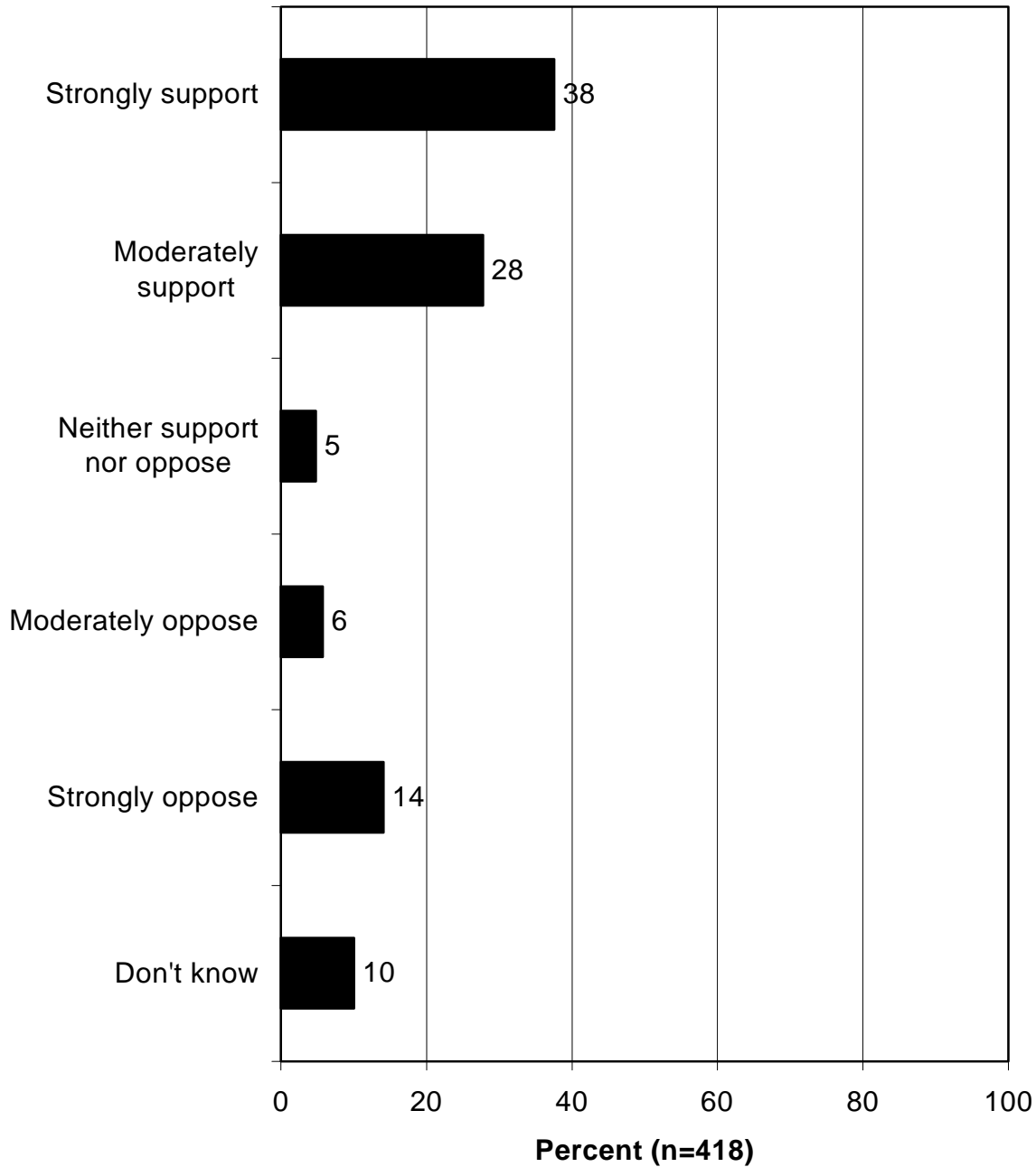
Q37. If it is determined that the [non-native] deer are causing damage to native wildlife, vegetation, and other natural resources, would you support or oppose reducing numbers of non-native deer in the National Seashore?



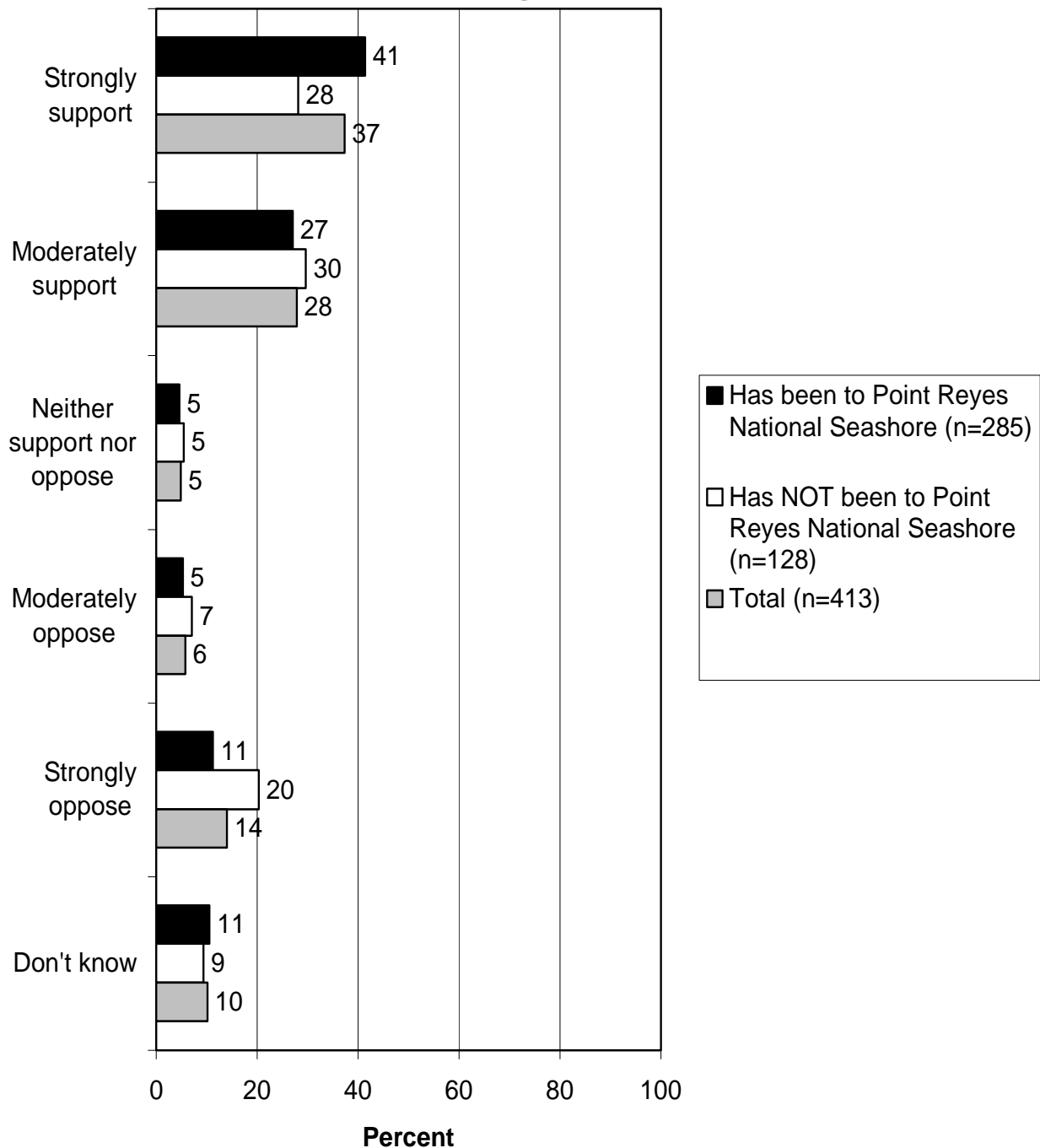
Q38 & 39. Would you support or oppose having the National Park Service: treat non-native deer with an injection that would cause permanent sterilization and not allow them to produce any further offspring? use lethal methods to reduce the number of non-native deer at Point Reyes National Seashore?



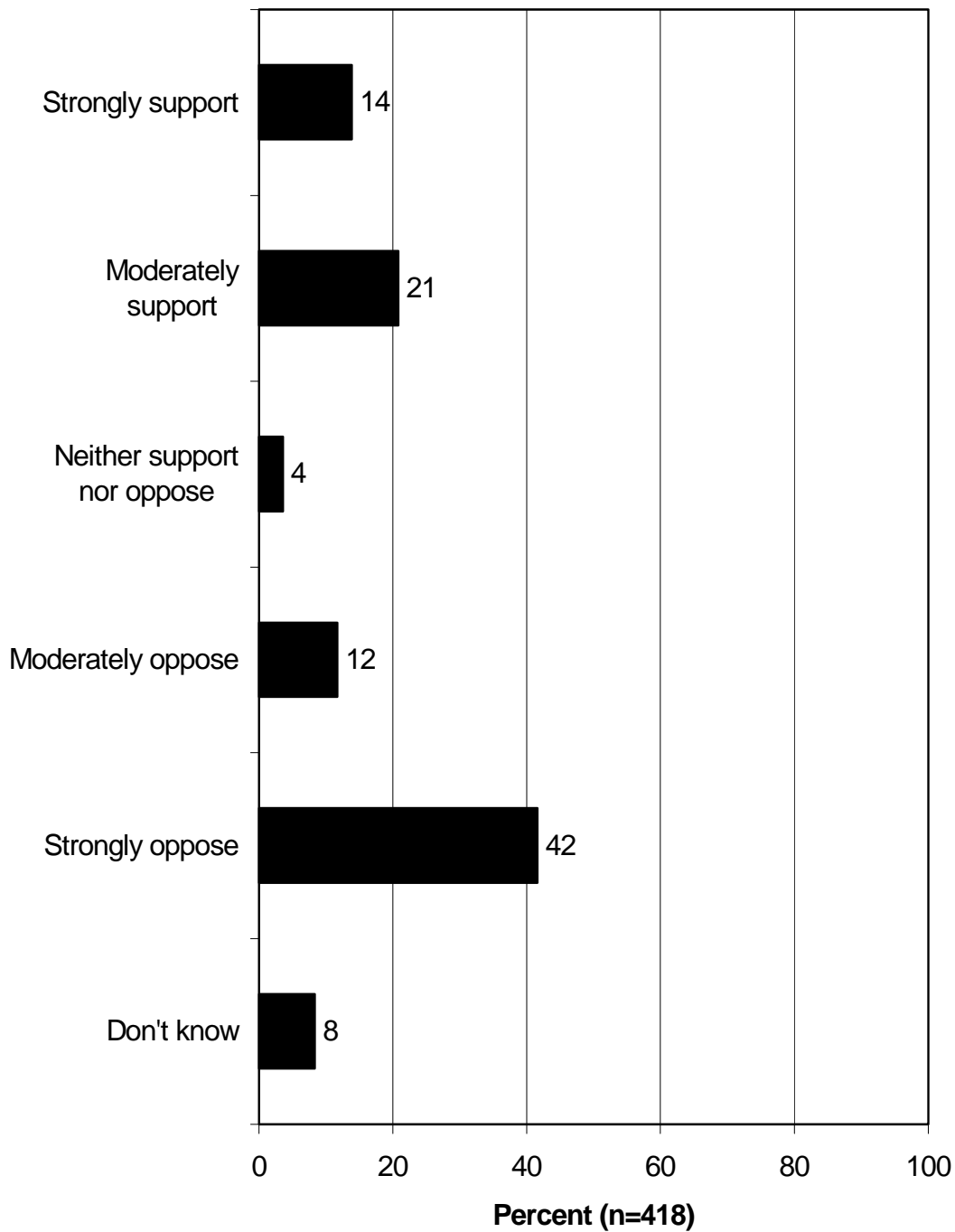
Q38. Would you support or oppose having the National Park Service treat non-native deer with an injection that would cause permanent sterilization and not allow them to produce any further offspring?



Q38. Would you support or oppose having the National Park Service treat non-native deer with an injection that would cause permanent sterilization and not allow them to produce any further offspring?



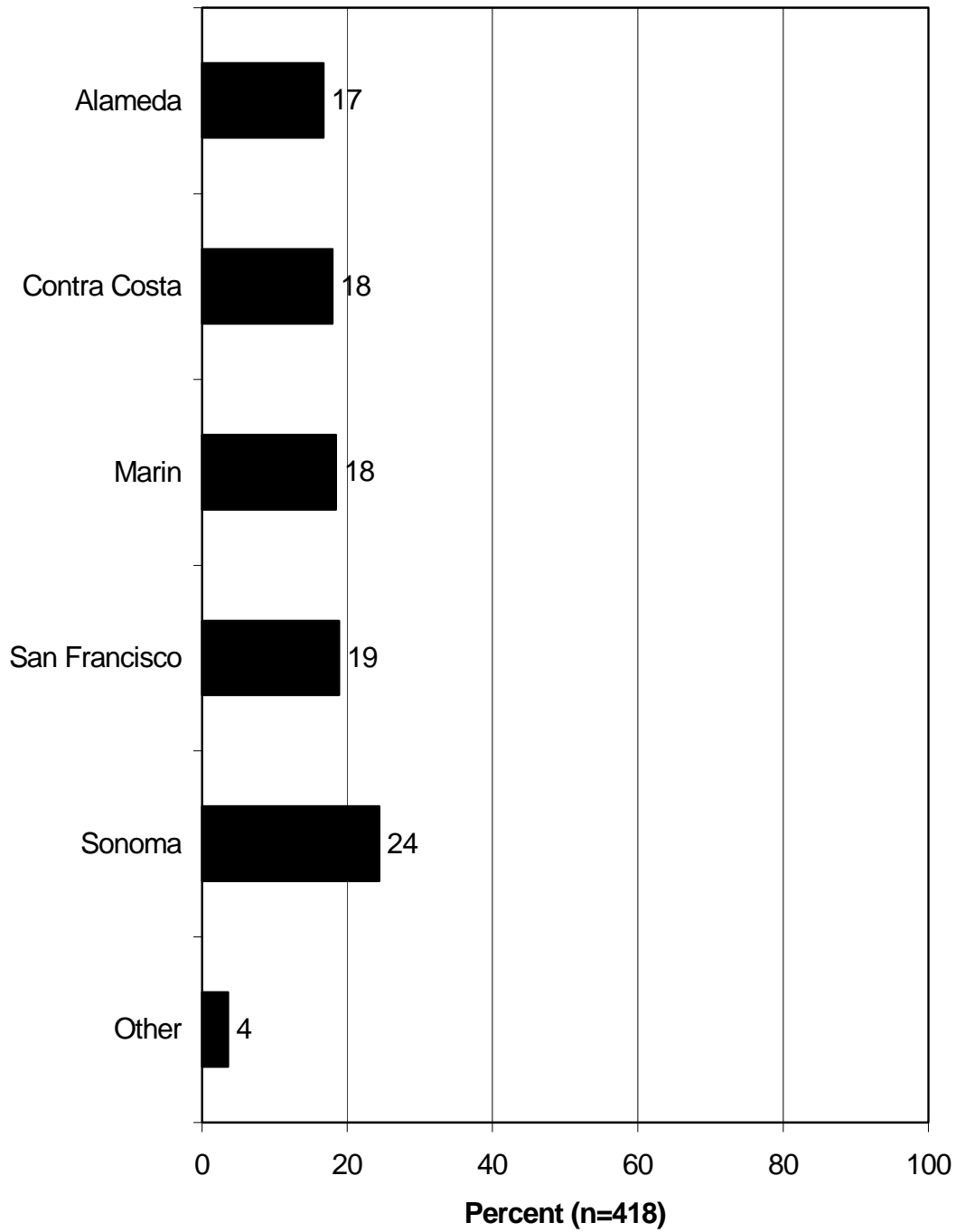
Q39. Would you support or oppose having the National Park Service use lethal methods to reduce the number of non-native deer at Point Reyes National Seashore?



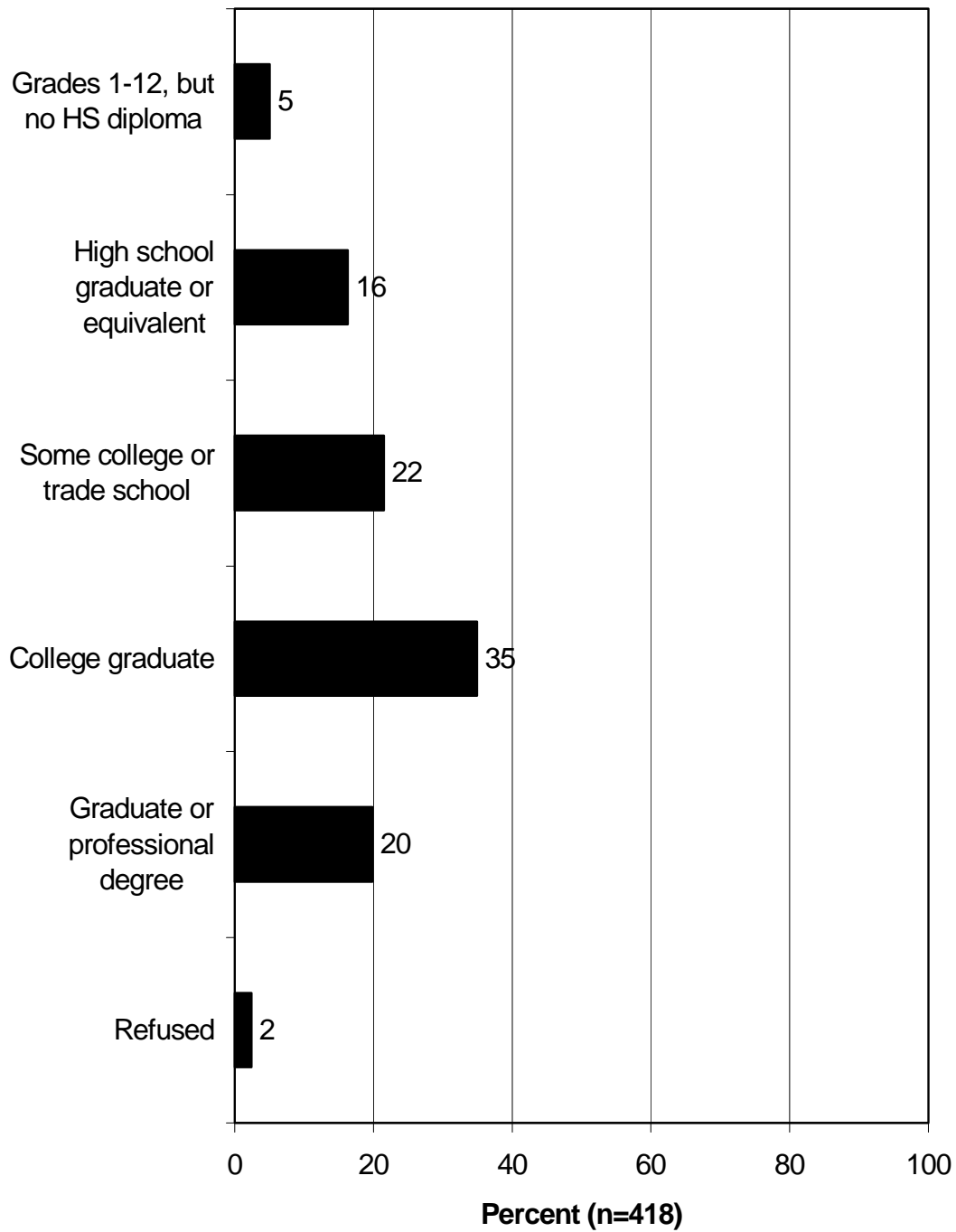
Demographics

- Respondents were evenly spread across all five counties in the sample. Marin county had the most substantial difference in the number of PRNS visitors versus non-visitors among any of the other counties, with more Marin county residents having visited PRNS than not.
- Most respondents were well educated. PRNS visitors were more likely than non-visitors to have a higher degree of education.
 - 55% of respondents overall had graduated college, 22% had some college or trade school without a degree, and 16% had at least a high school diploma or equivalent but no college experience. Only 5% did not have a high school diploma or equivalent.
 - 64% of PRNS visitors but only 35% of non-visitors had graduated college.
- There was an even distribution of respondent ages. PRNS visitors tended to be older than non-visitors, with higher percentages in the three upper tier age categories and a lower percentage in the 18-24 years old age category.
- Slightly more respondents were female than male (56% female and 44% male).

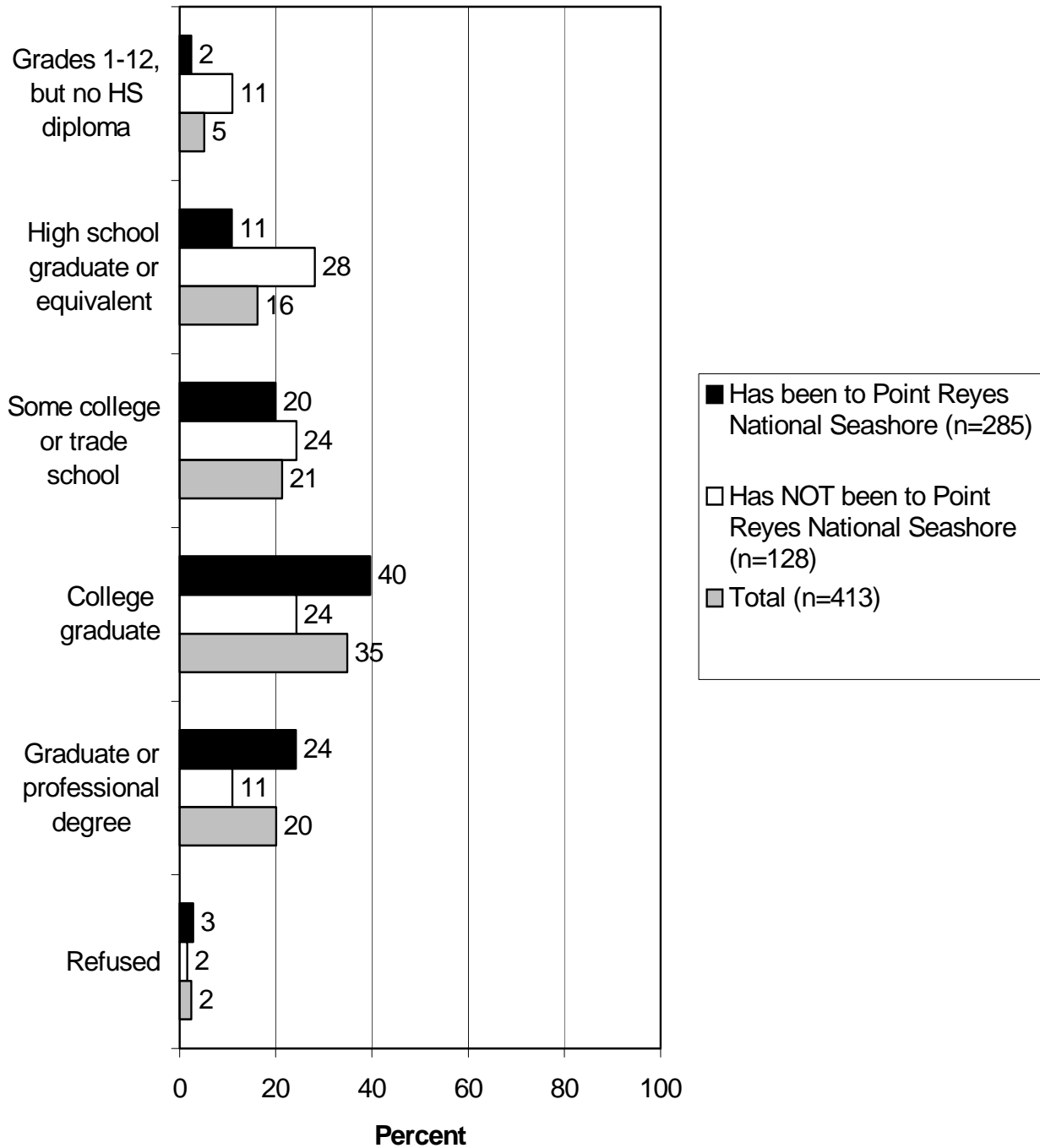
Q41. In what county do you live?

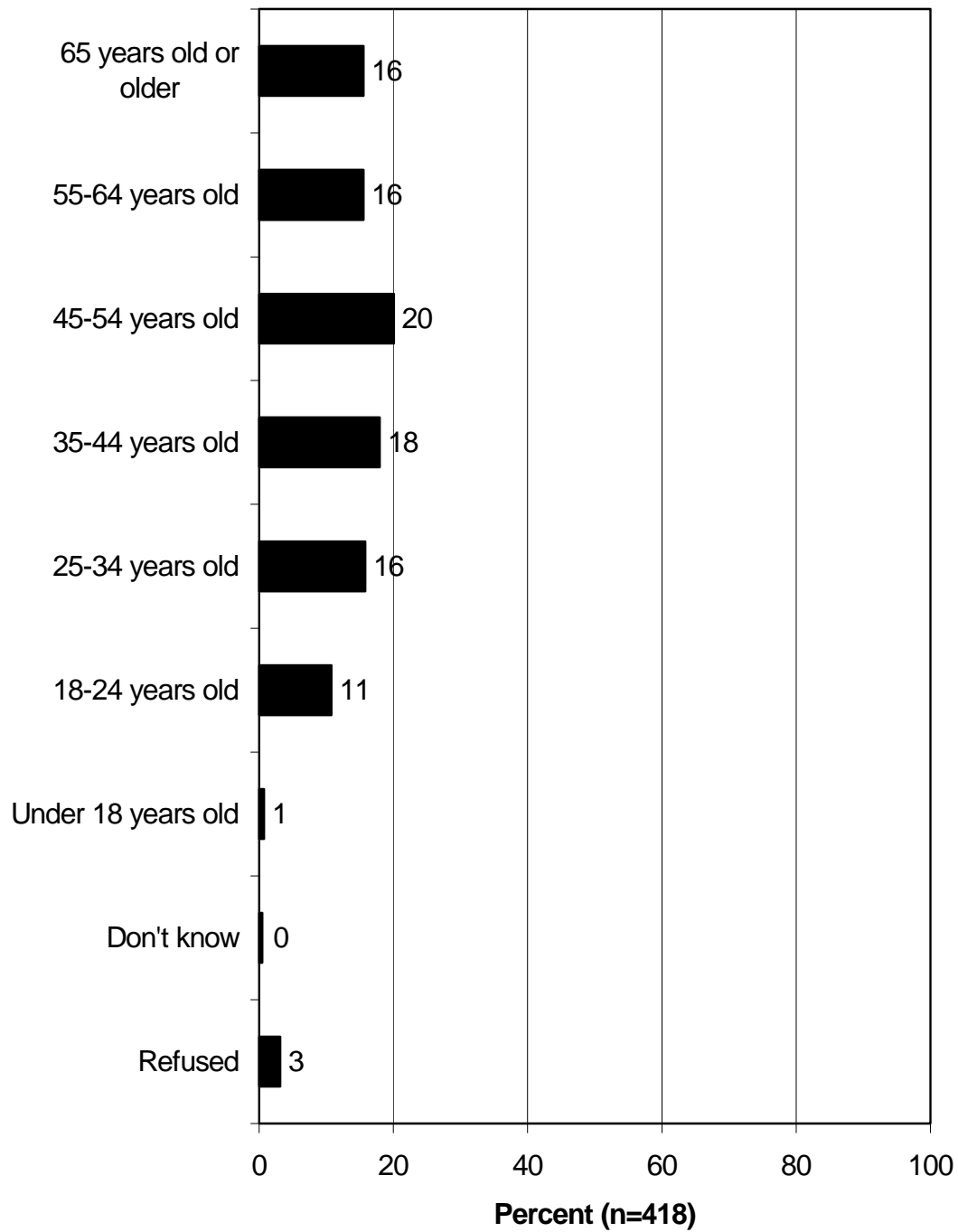


Q42. What is the highest grade level you have completed in school?

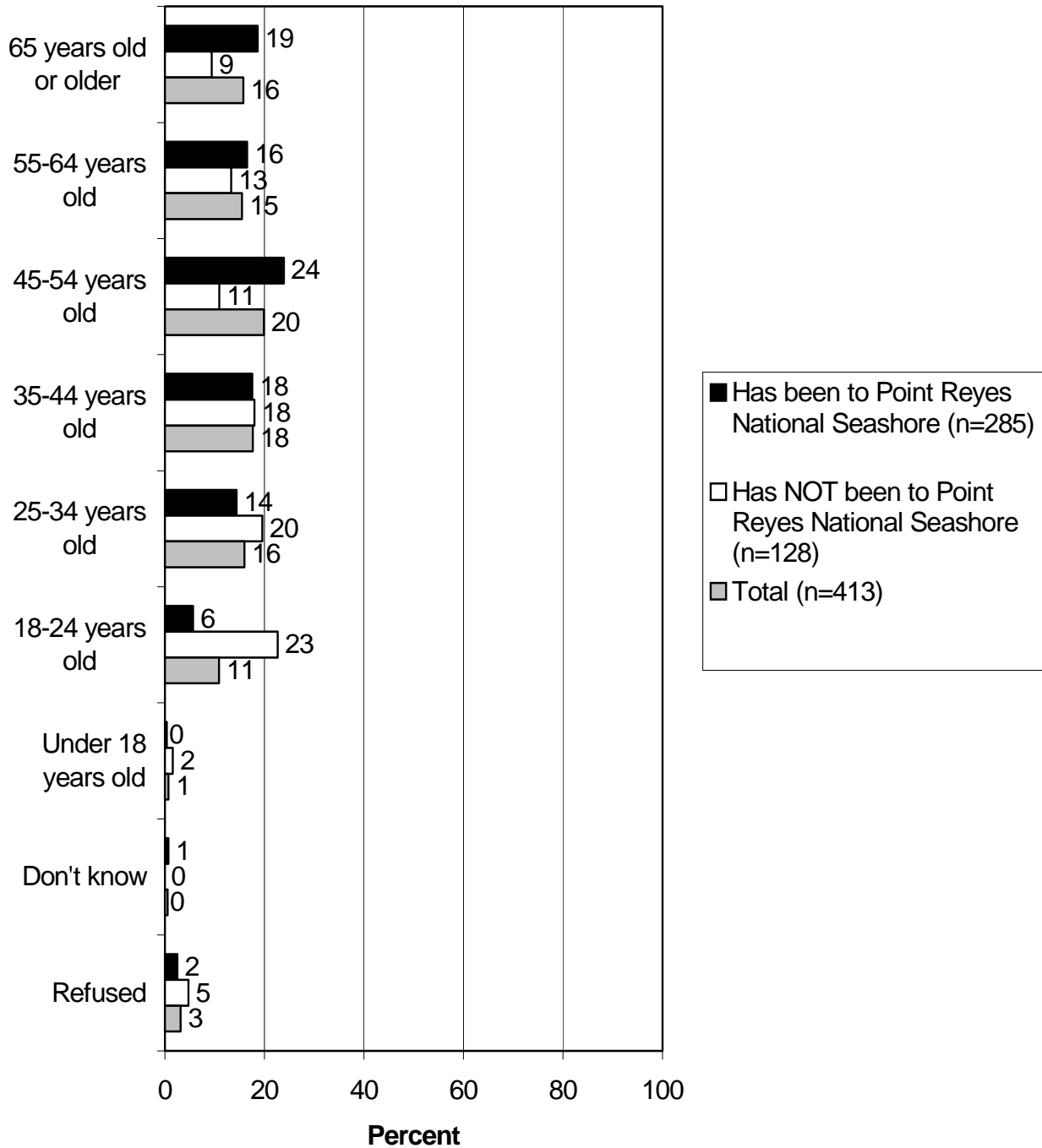


Q42. What is the highest grade level you have completed in school?

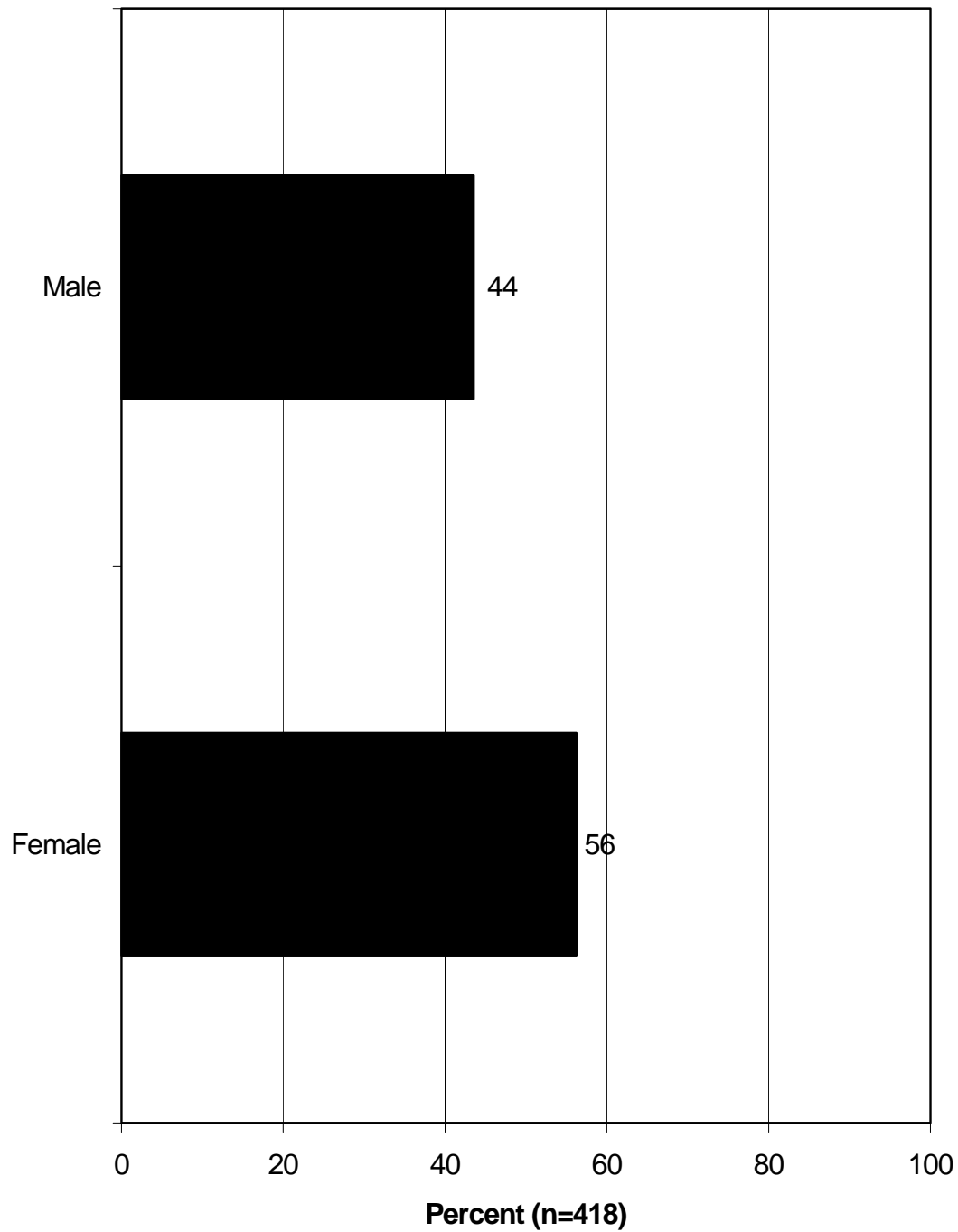


Q43. May I ask your age?

Q43. May I ask your age?

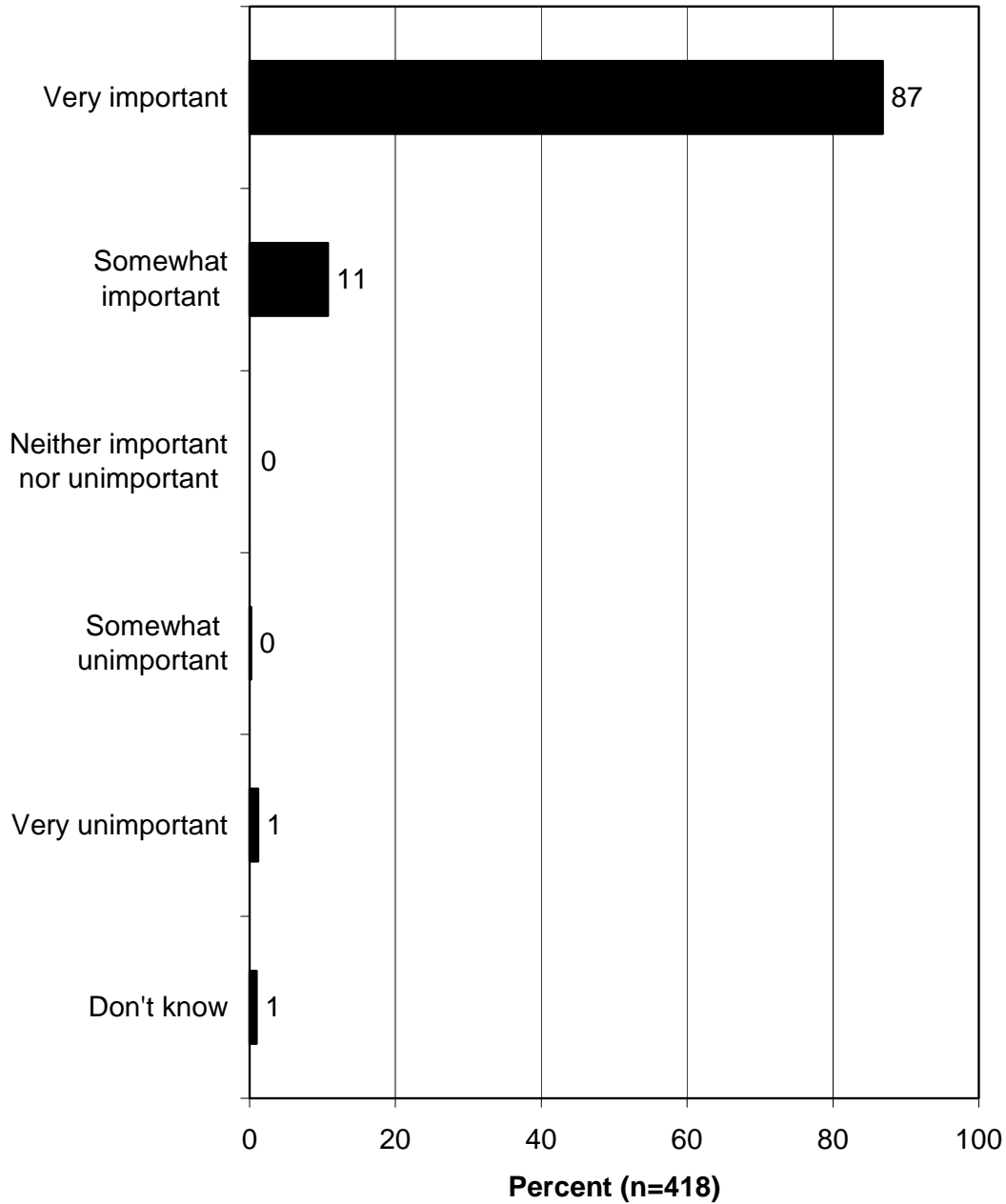


Q45. Respondent's gender (not asked, but observed by interviewer).

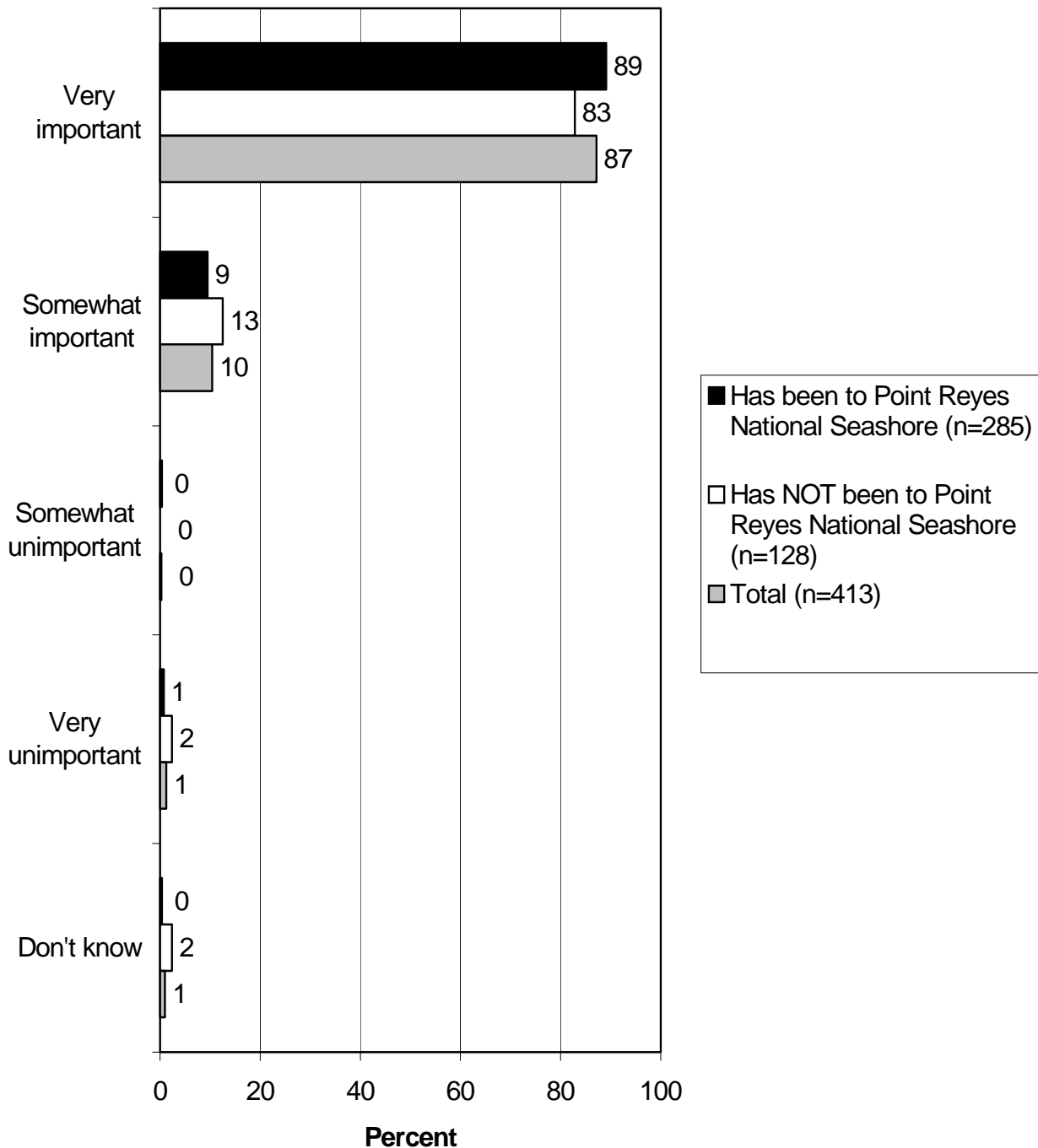


ADDITIONAL GRAPHS

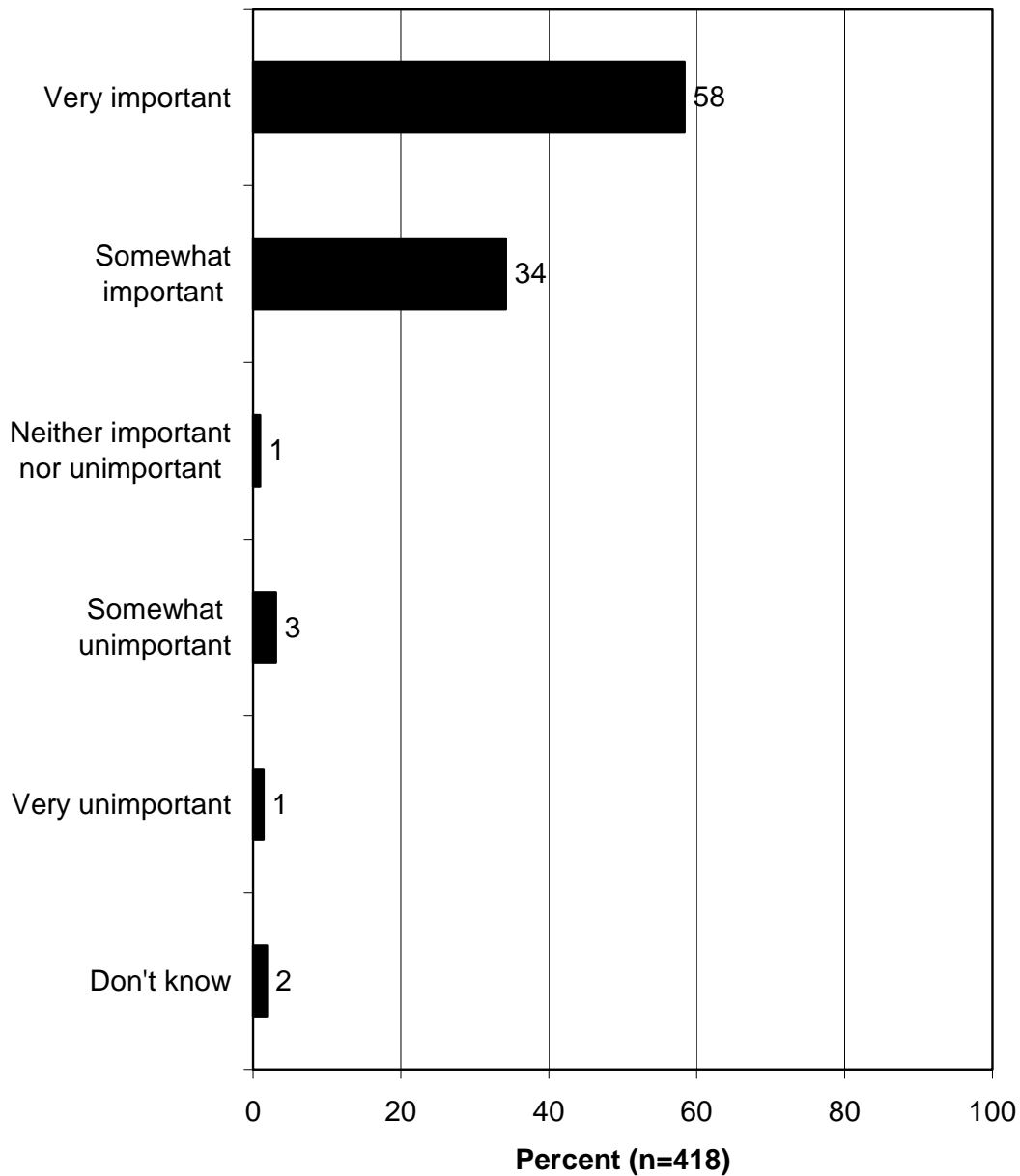
Q7. To protect wildlife habitat: Is this very important, somewhat important, neither important nor unimportant, somewhat unimportant, or very unimportant as a reason to have a National Park?



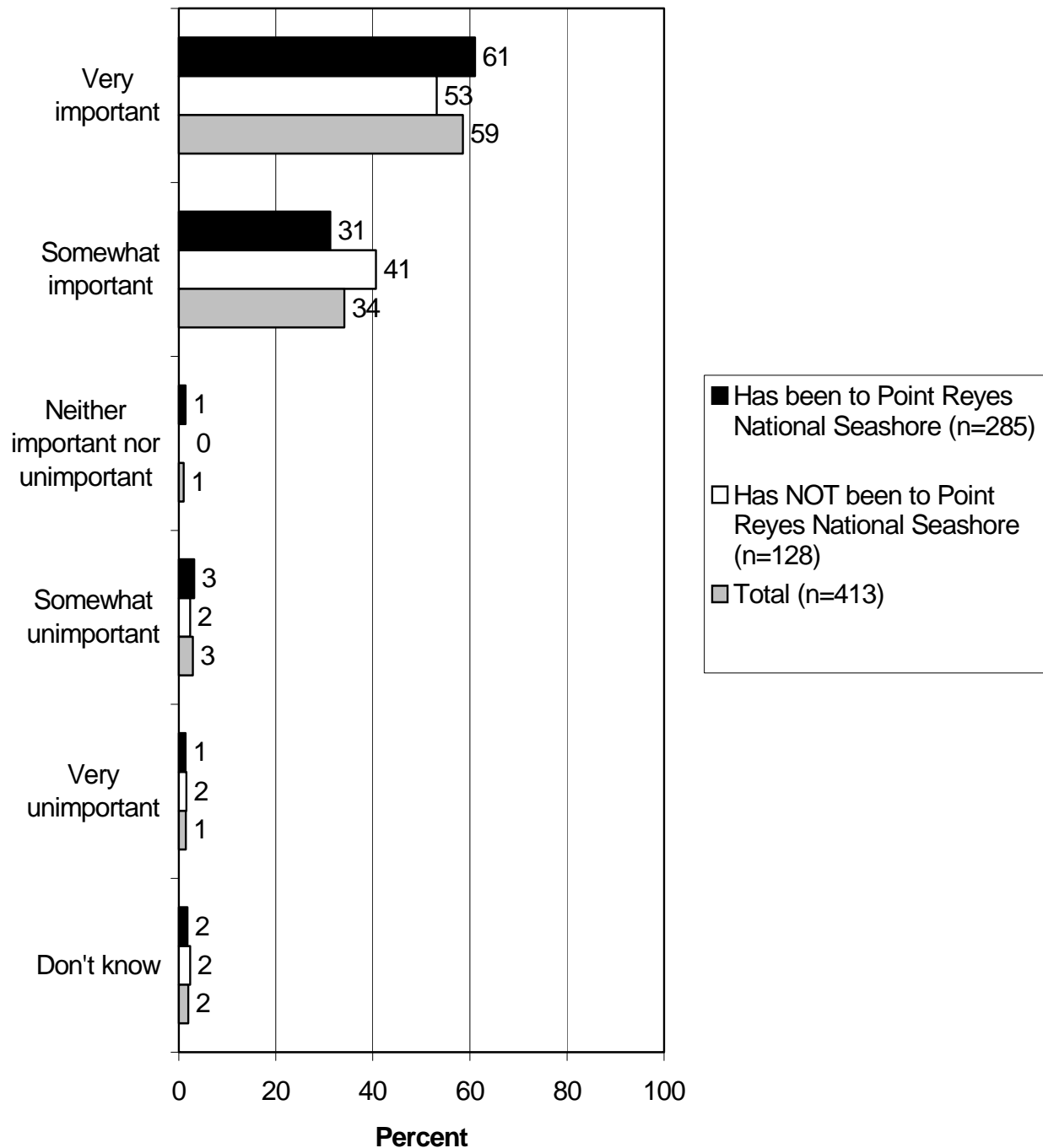
Q7. To protect wildlife habitat: Is this very important, somewhat important, neither important nor unimportant, somewhat unimportant, or very unimportant as a reason to have a National Park?



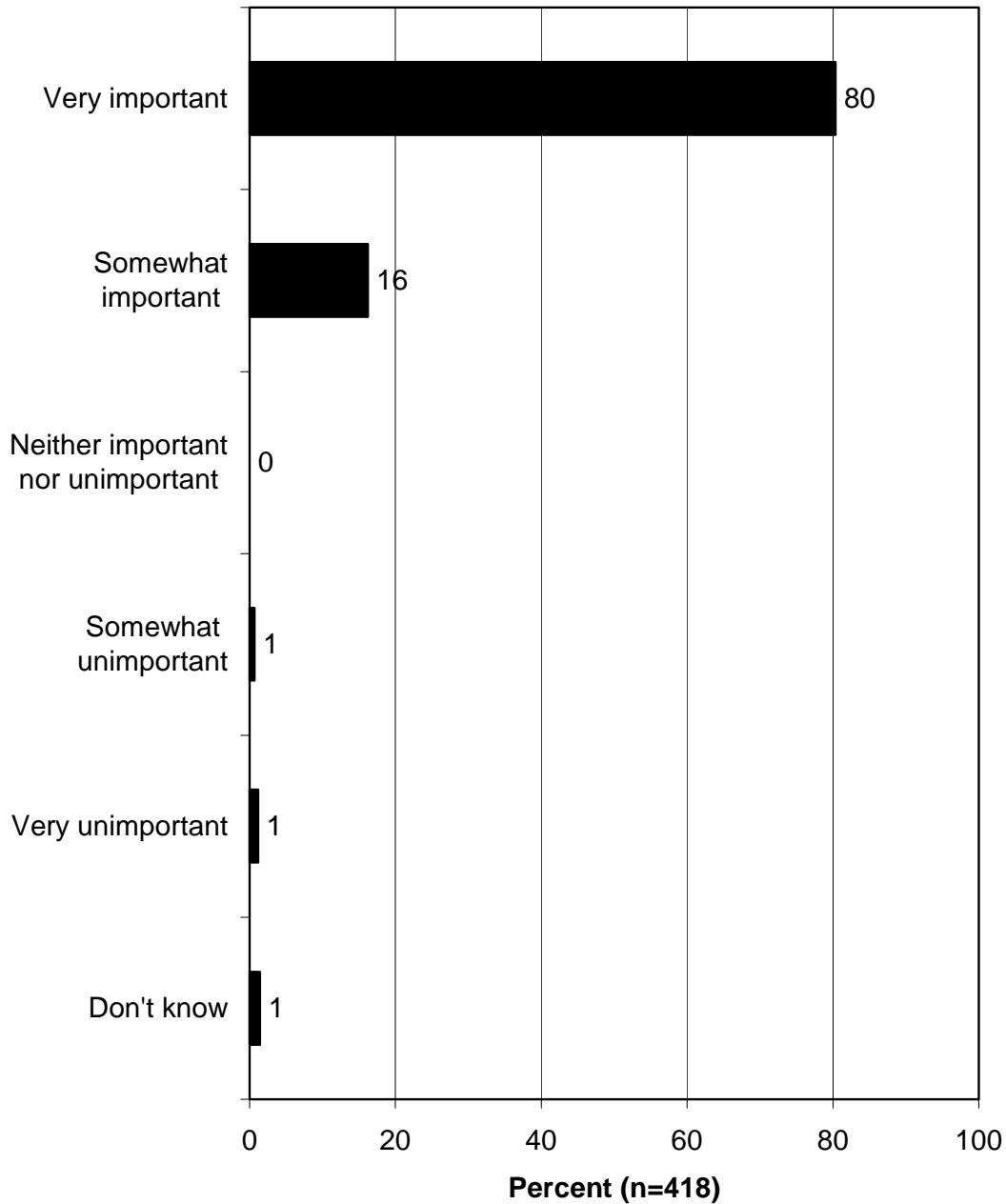
Q8. To provide recreational opportunities: Is this very important, somewhat important, neither important nor unimportant, somewhat unimportant, or very unimportant as a reason to have a National Park?



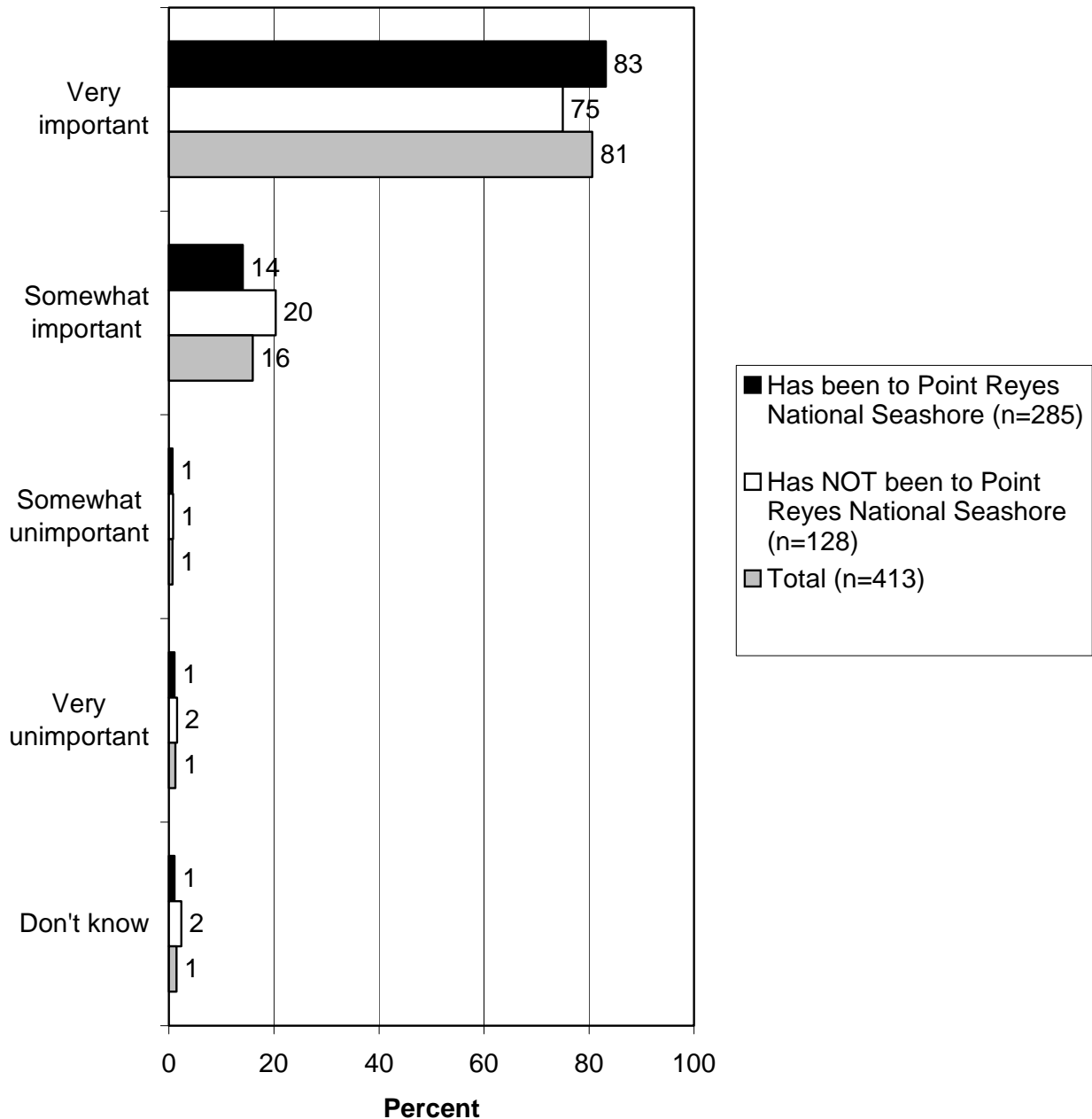
Q8. To provide recreational opportunities: Is this very important, somewhat important, neither important nor unimportant, somewhat unimportant, or very unimportant as a reason to have a National Park?



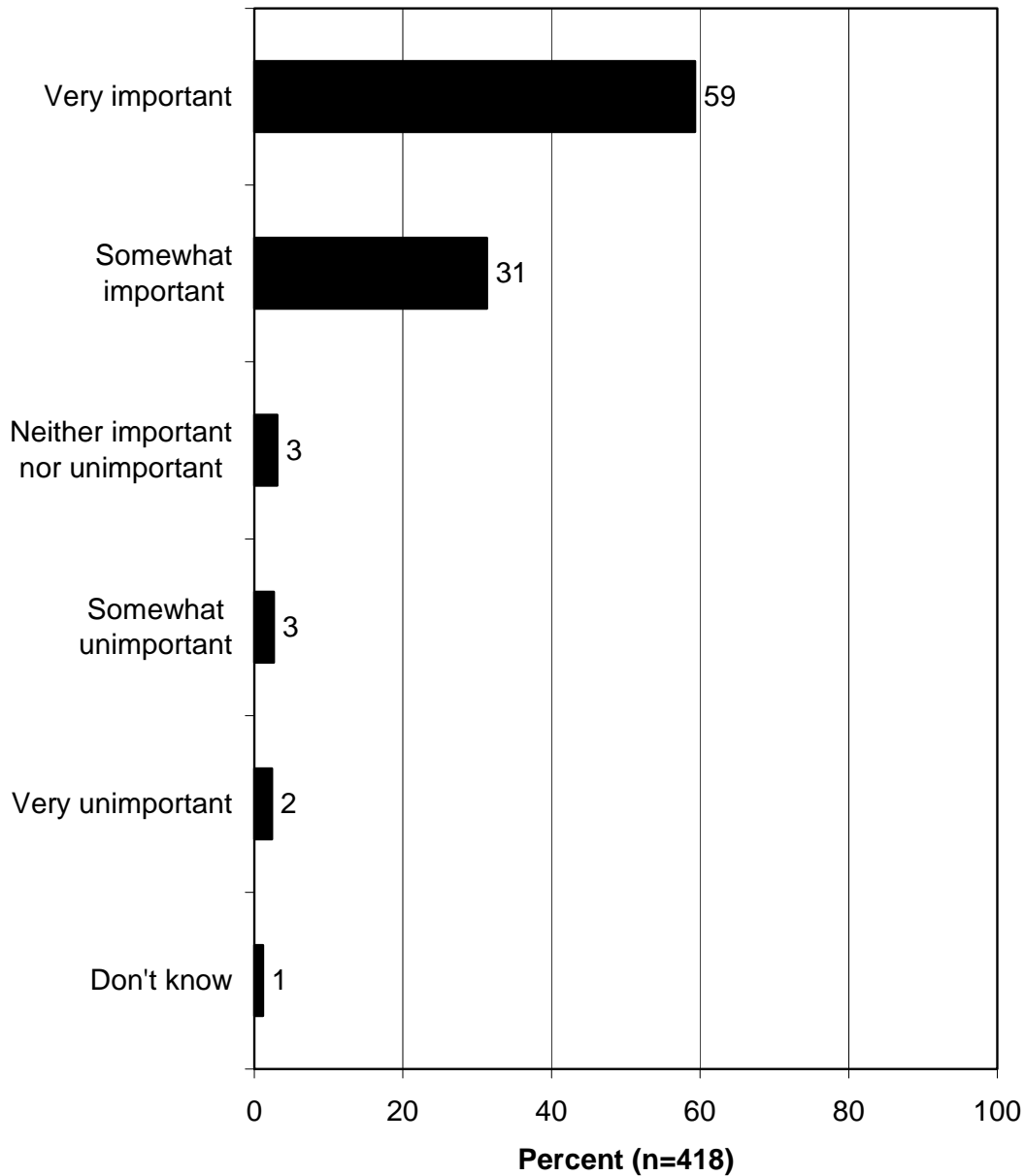
Q9. To preserve native ecosystems: Is this very important, somewhat important, neither important nor unimportant, somewhat unimportant, or very unimportant as a reason to have a National Park?



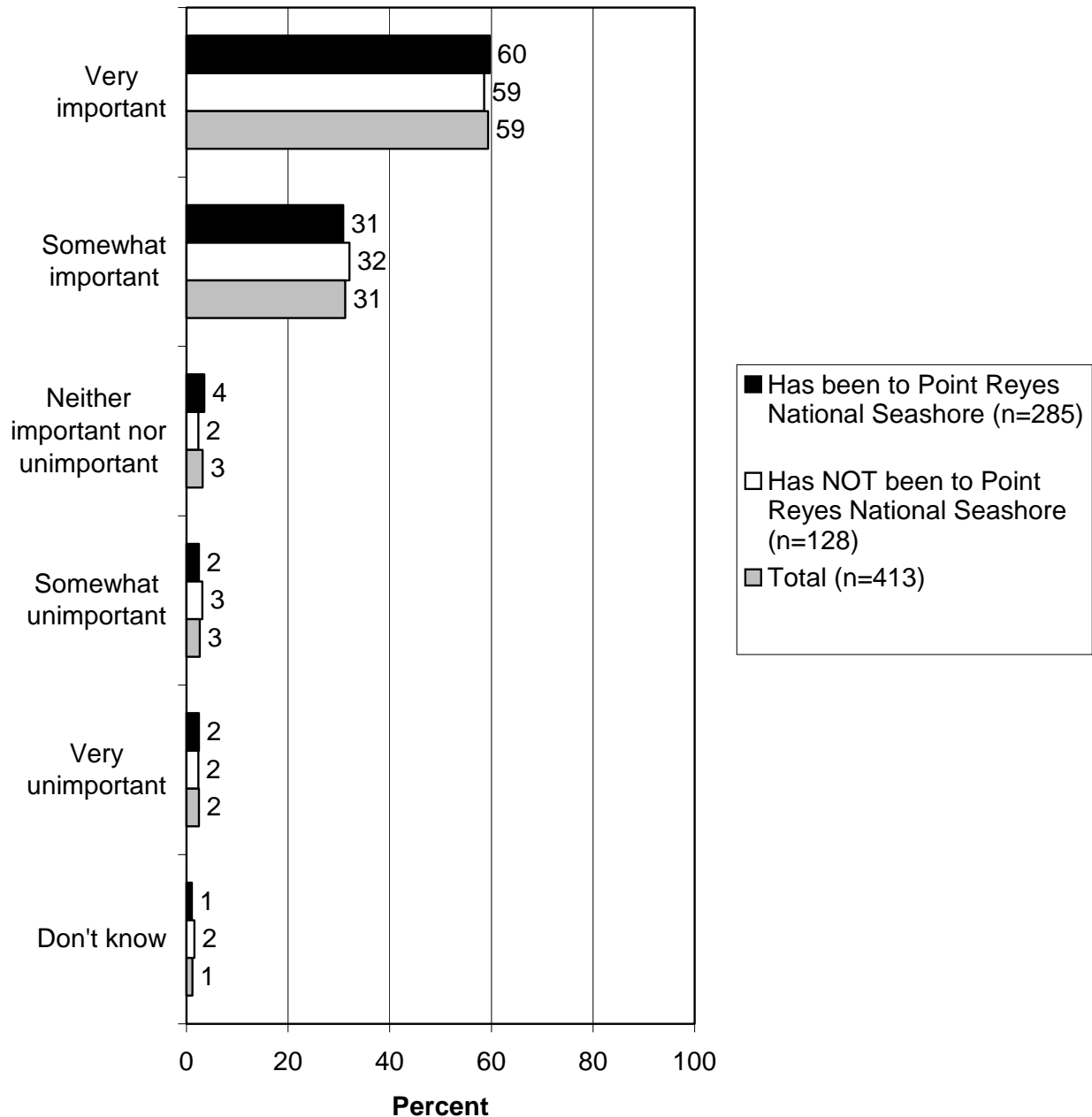
Q9. To preserve native ecosystems: Is this very important, somewhat important, neither important nor unimportant, somewhat unimportant, or very unimportant as a reason to have a National Park?



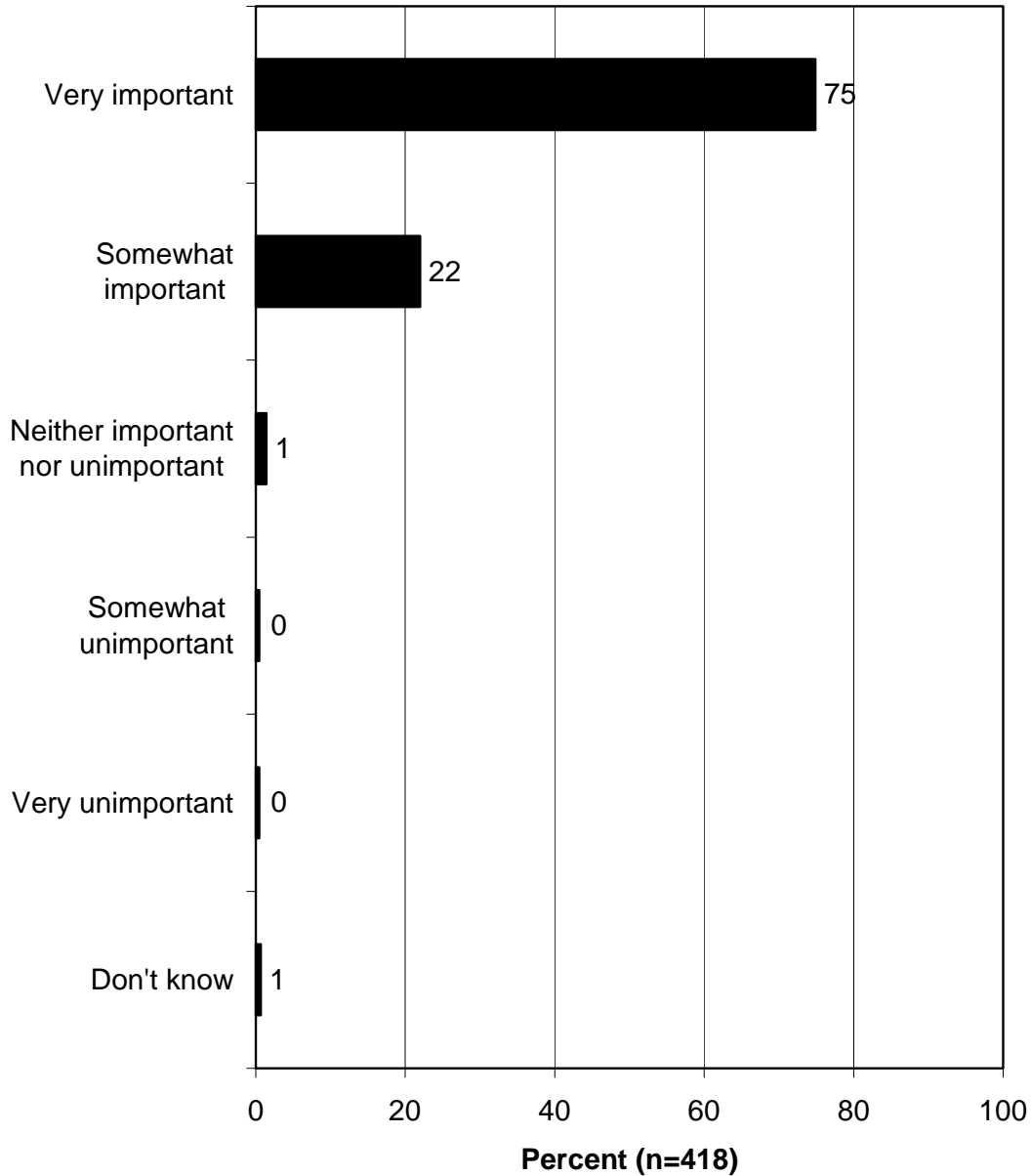
Q10. To preserve historic buildings and sites: Is this very important, somewhat important, neither important nor unimportant, somewhat unimportant, or very unimportant as a reason to have a National Park?



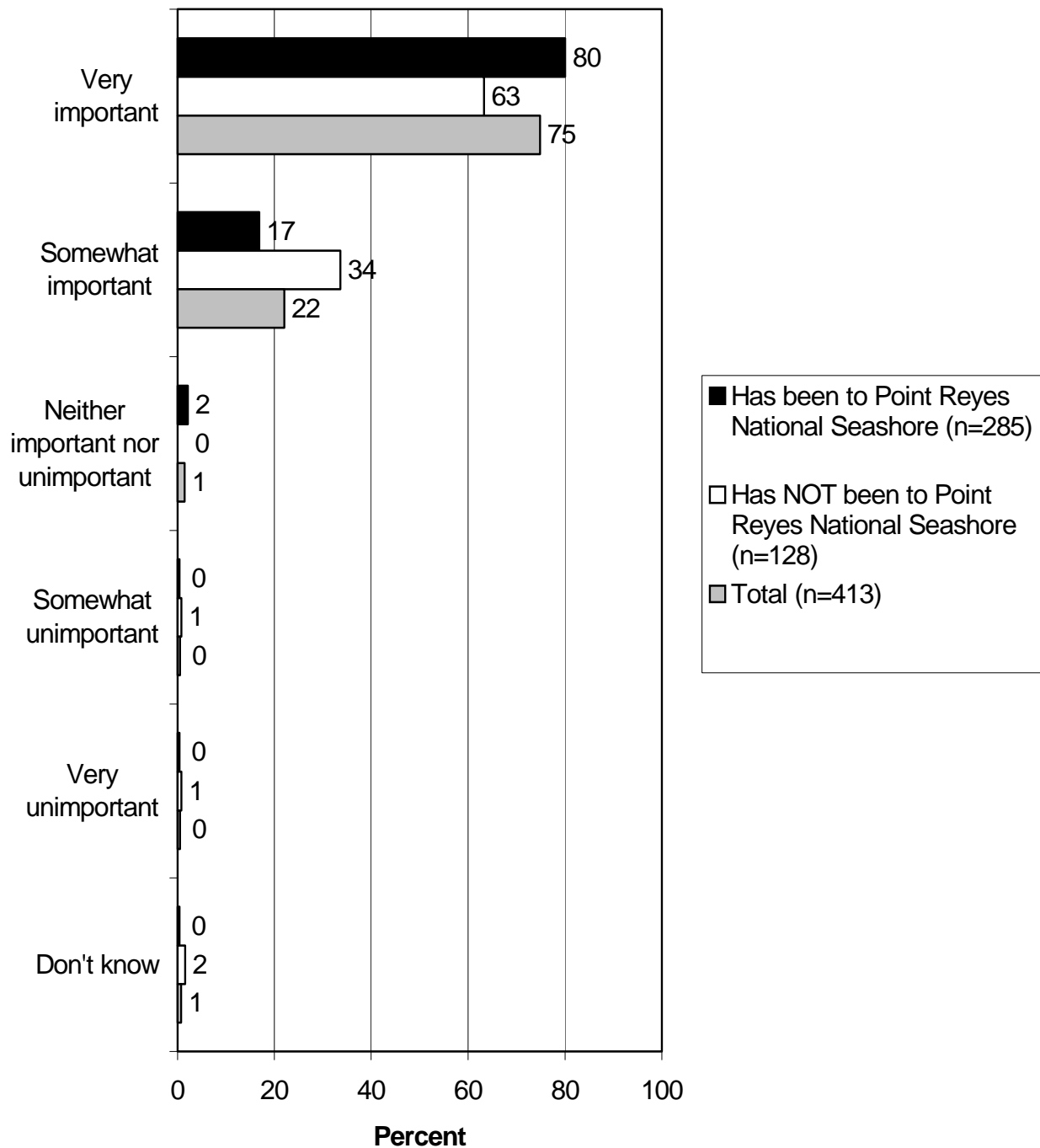
Q10. To preserve historic buildings and sites: Is this very important, somewhat important, neither important nor unimportant, somewhat unimportant, or very unimportant as a reason to have a National Park?



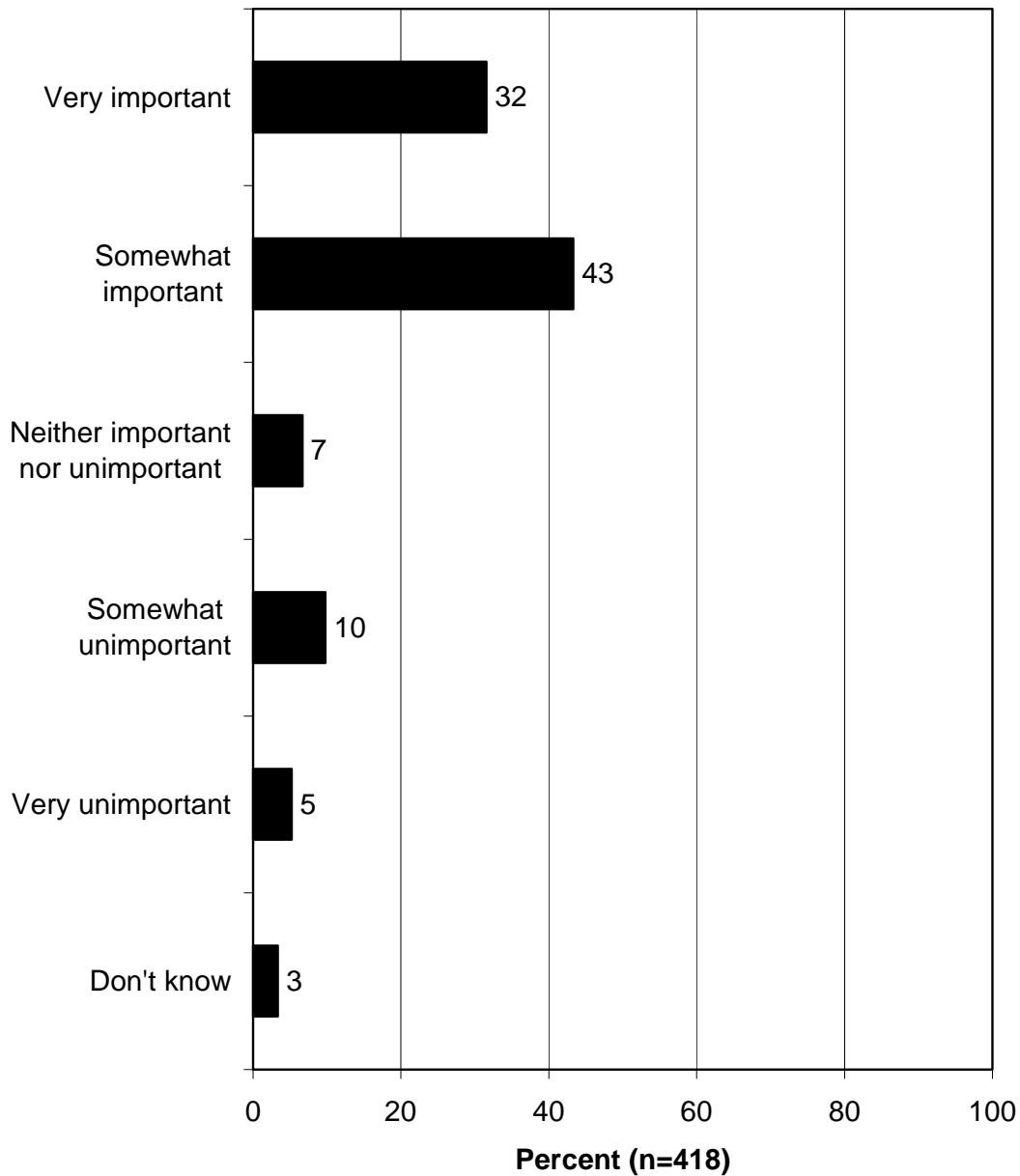
**Q11. To educate people about nature and history:
Is this very important, somewhat important, neither
important nor unimportant, somewhat unimportant,
or very unimportant as a reason to have a National
Park?**



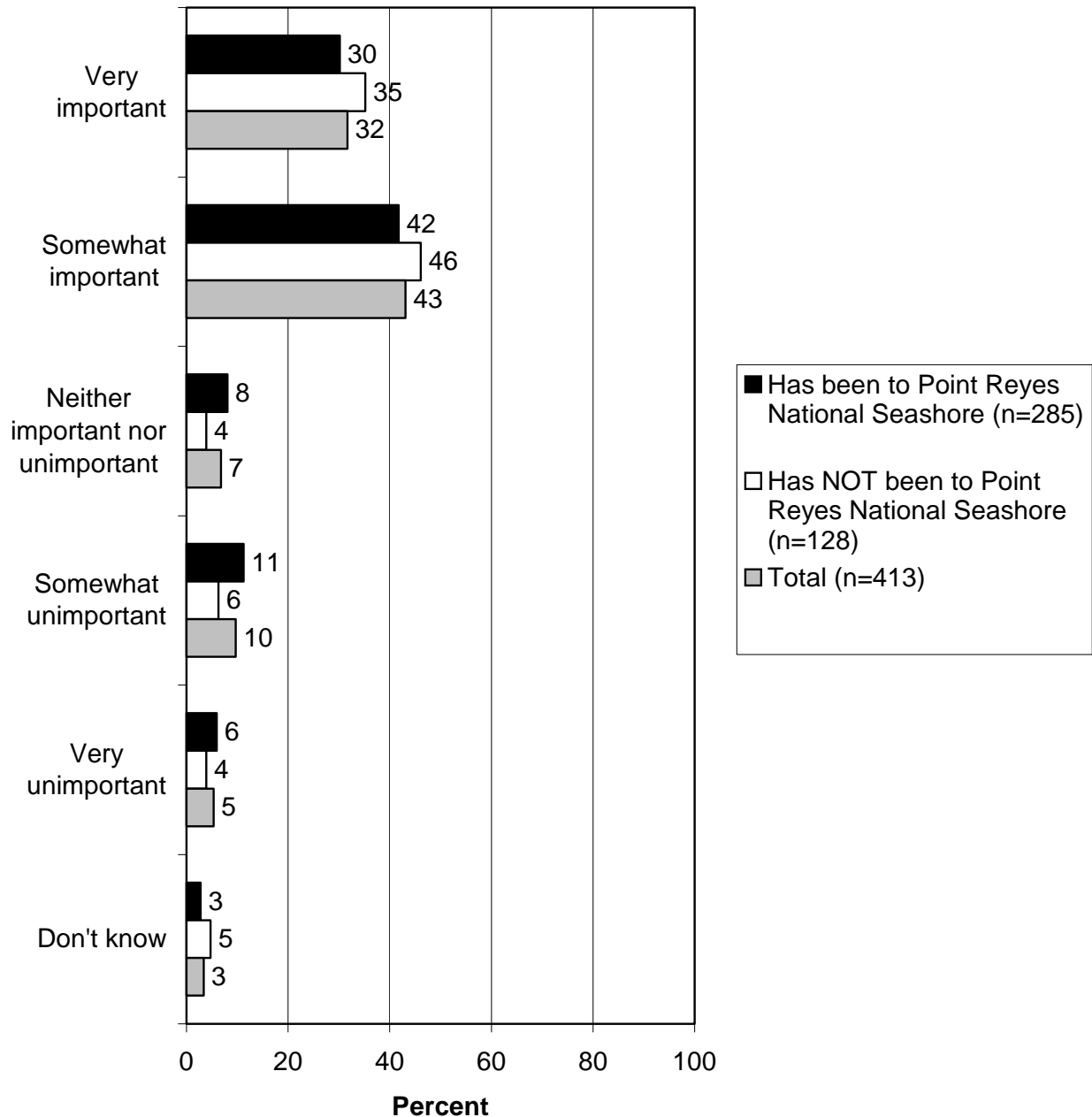
**Q11. To educate people about nature and history:
Is this very important, somewhat important, neither
important nor unimportant, somewhat unimportant,
or very unimportant as a reason to have a National
Park?**



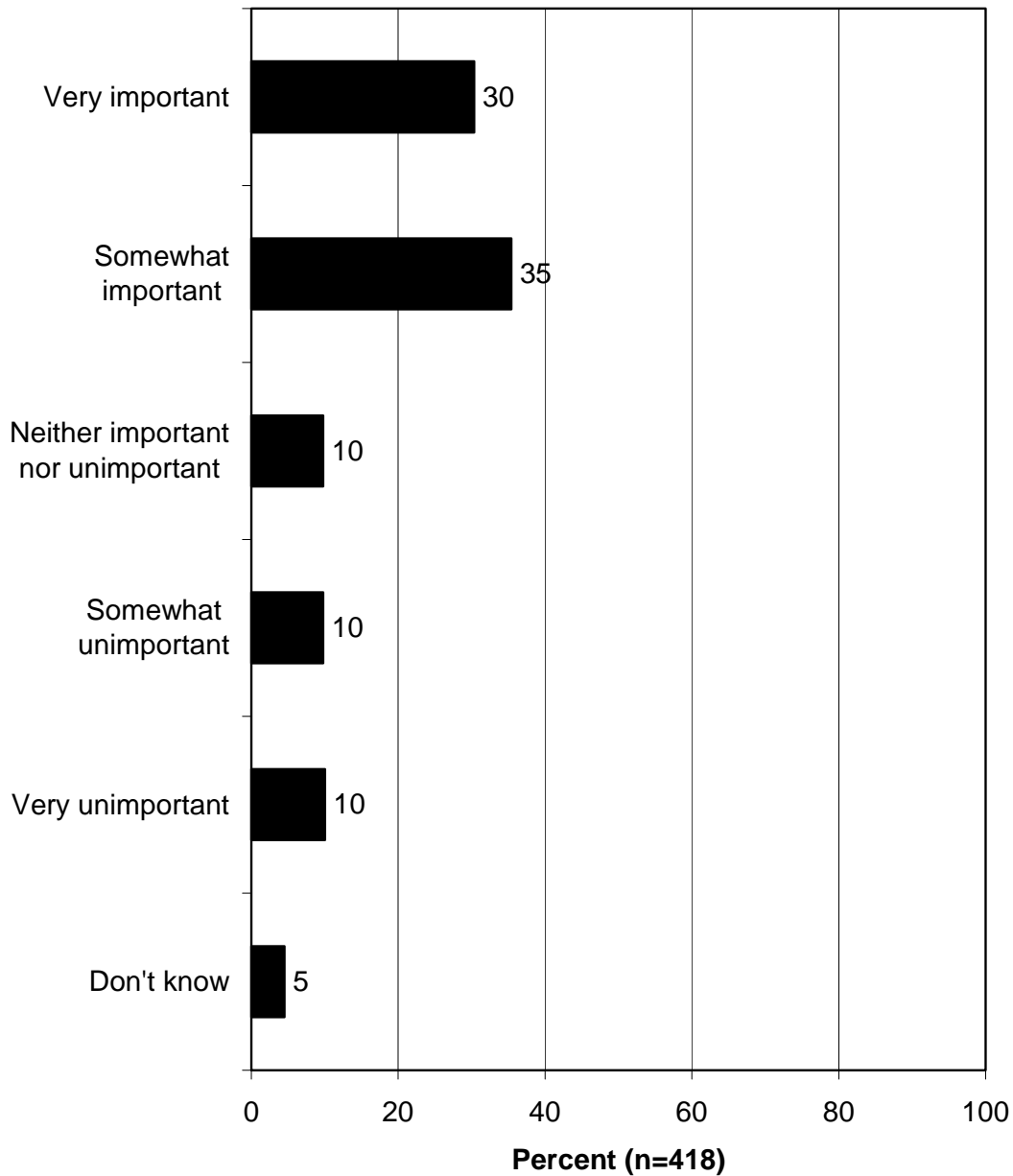
Q12. To generate income for the local economy: Is this very important, somewhat important, neither important nor unimportant, somewhat unimportant, or very unimportant as a reason to have a National Park?



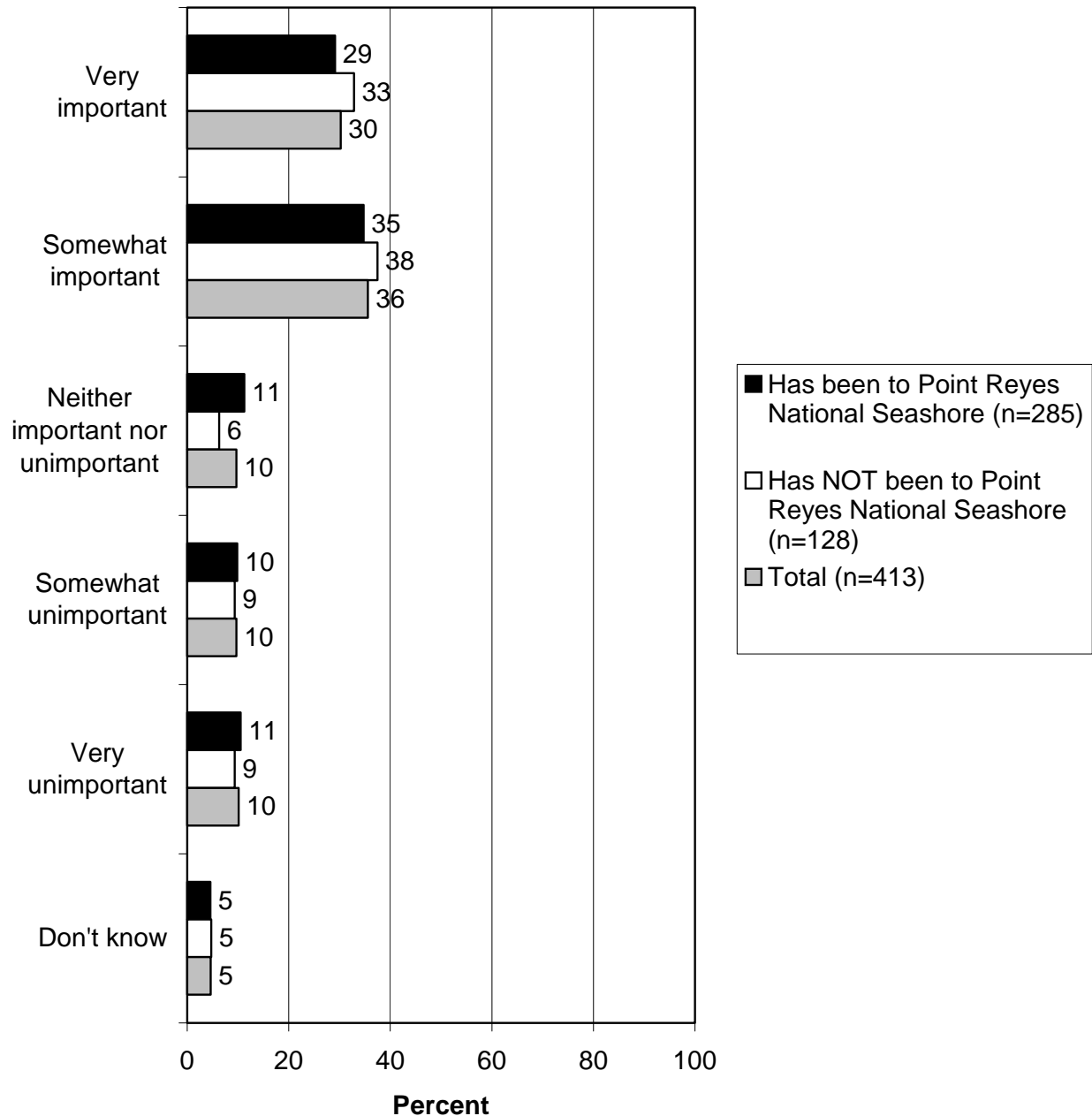
Q12. To generate income for the local economy: Is this very important, somewhat important, neither important nor unimportant, somewhat unimportant, or very unimportant as a reason to have a National Park?



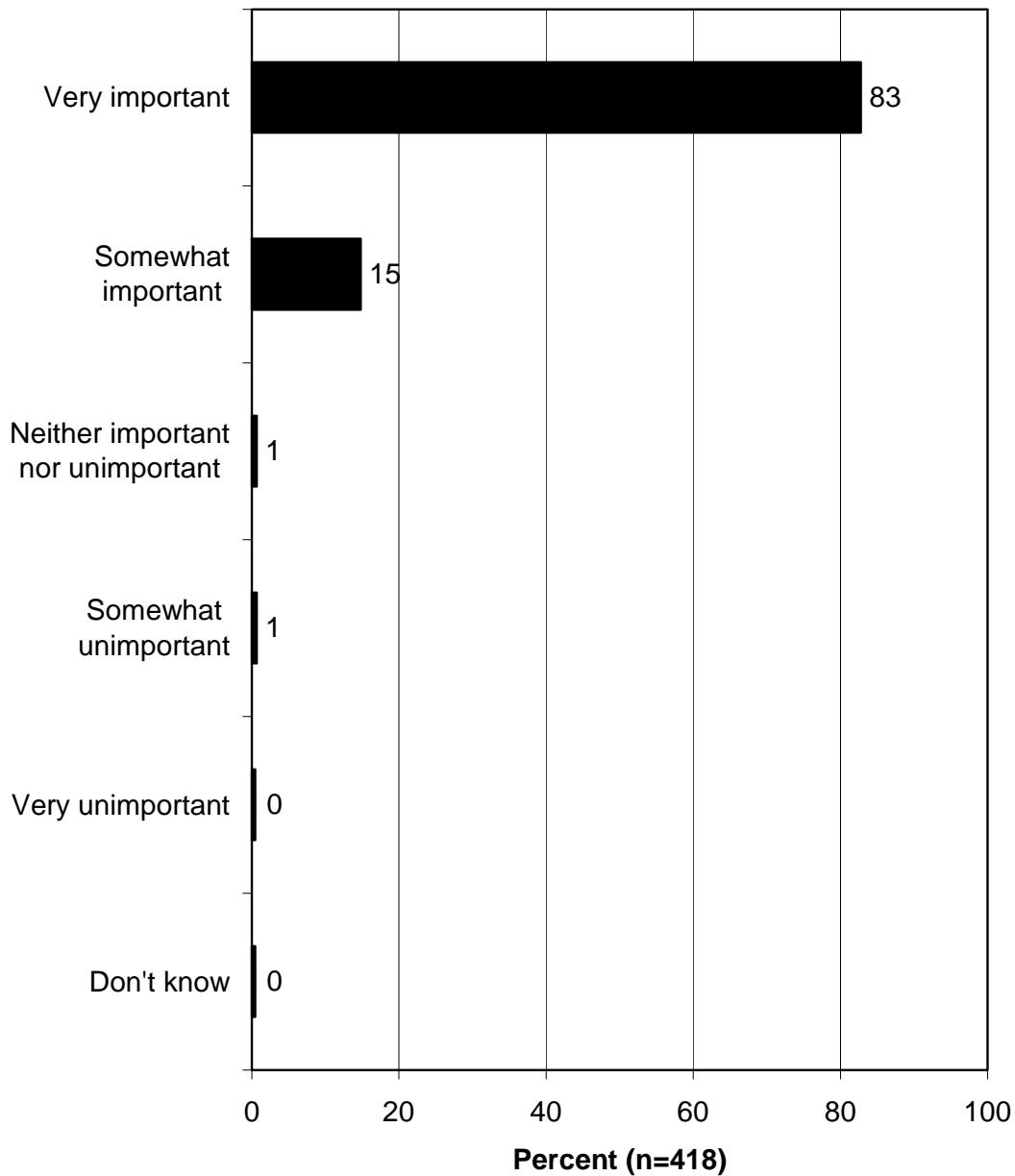
Q13. To preserve small dairy and beef ranches: Is this very important, somewhat important, neither important nor unimportant, somewhat unimportant, or very unimportant as a reason to have a National Park?



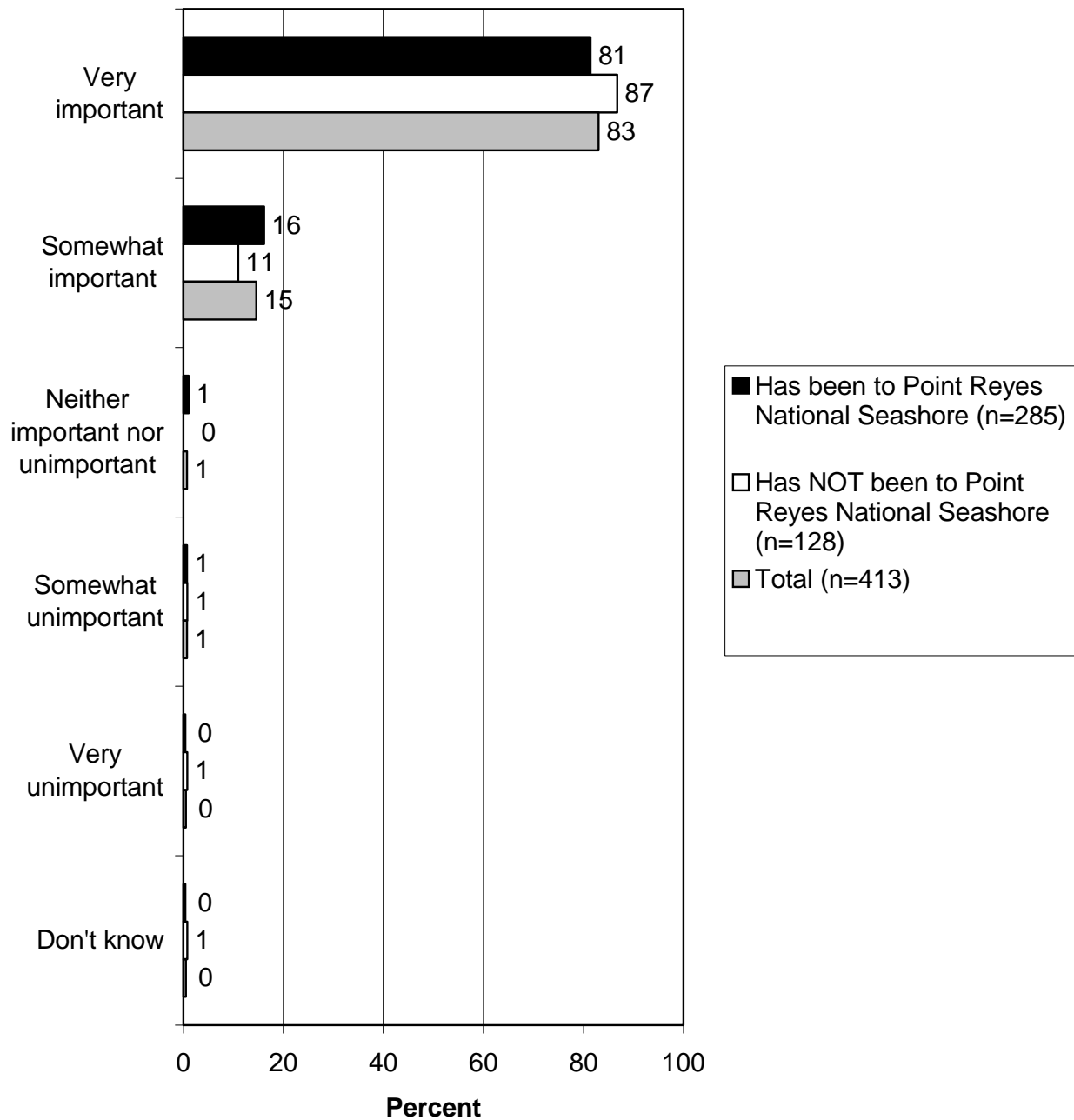
Q13. To preserve small dairy and beef ranches: Is this very important, somewhat important, neither important nor unimportant, somewhat unimportant, or very unimportant as a reason to have a National Park?



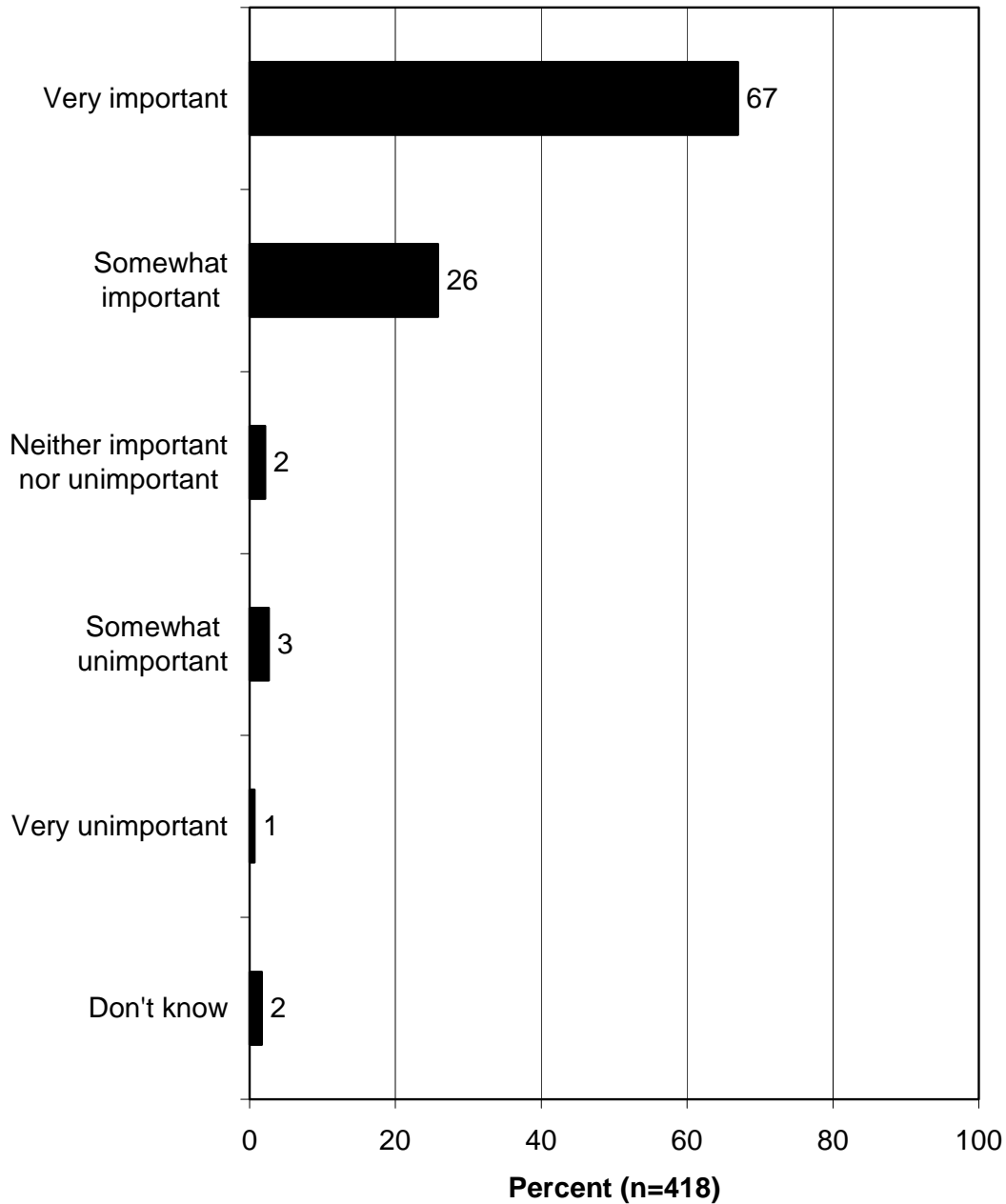
**Q14. To protect rare species of plants and animals:
Is this very important, somewhat important, neither
important nor unimportant, somewhat unimportant,
or very unimportant as a reason to have a National
Park?**



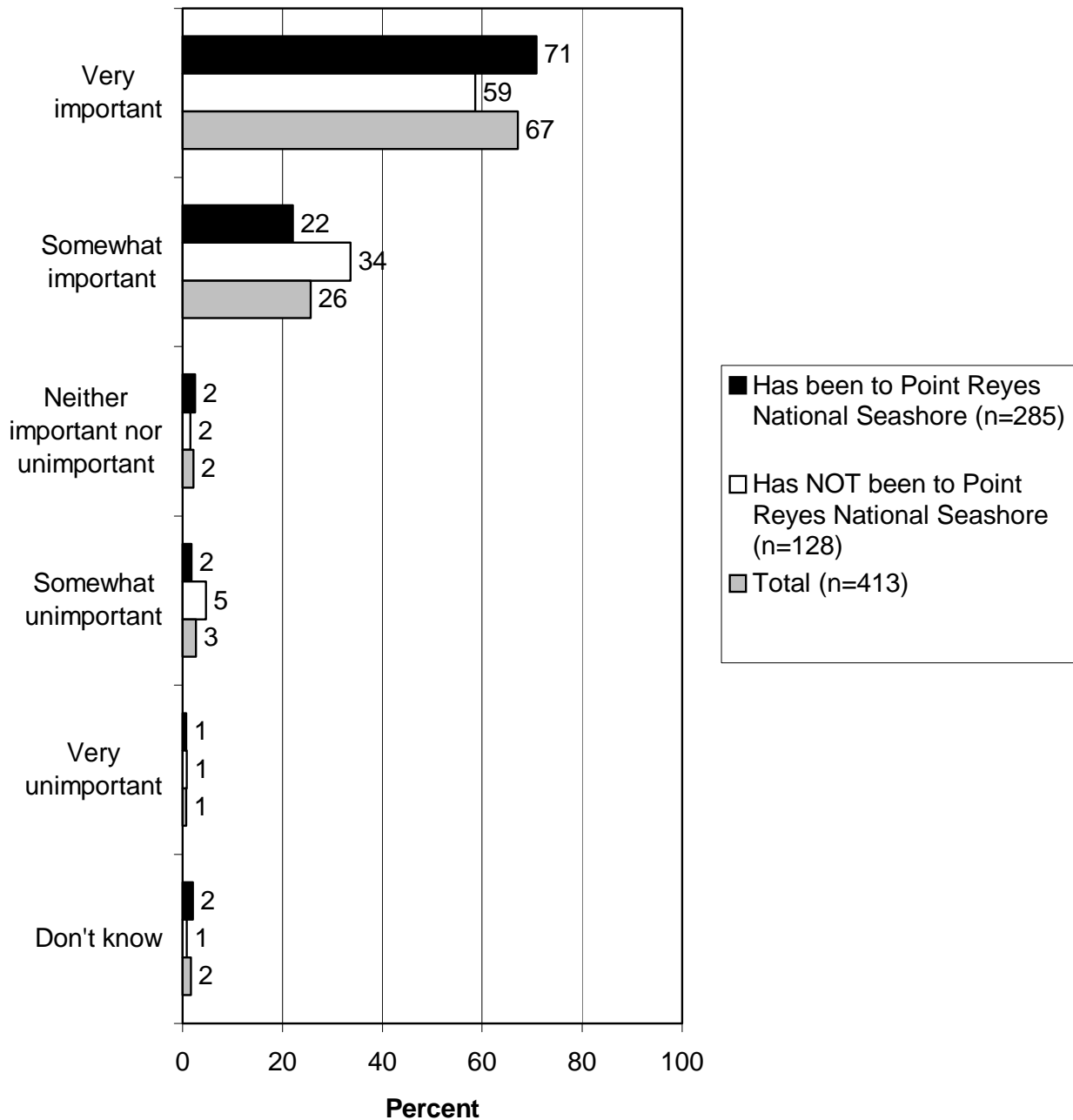
**Q14. To protect rare species of plants and animals:
Is this very important, somewhat important, neither
important nor unimportant, somewhat unimportant,
or very unimportant as a reason to have a National
Park?**



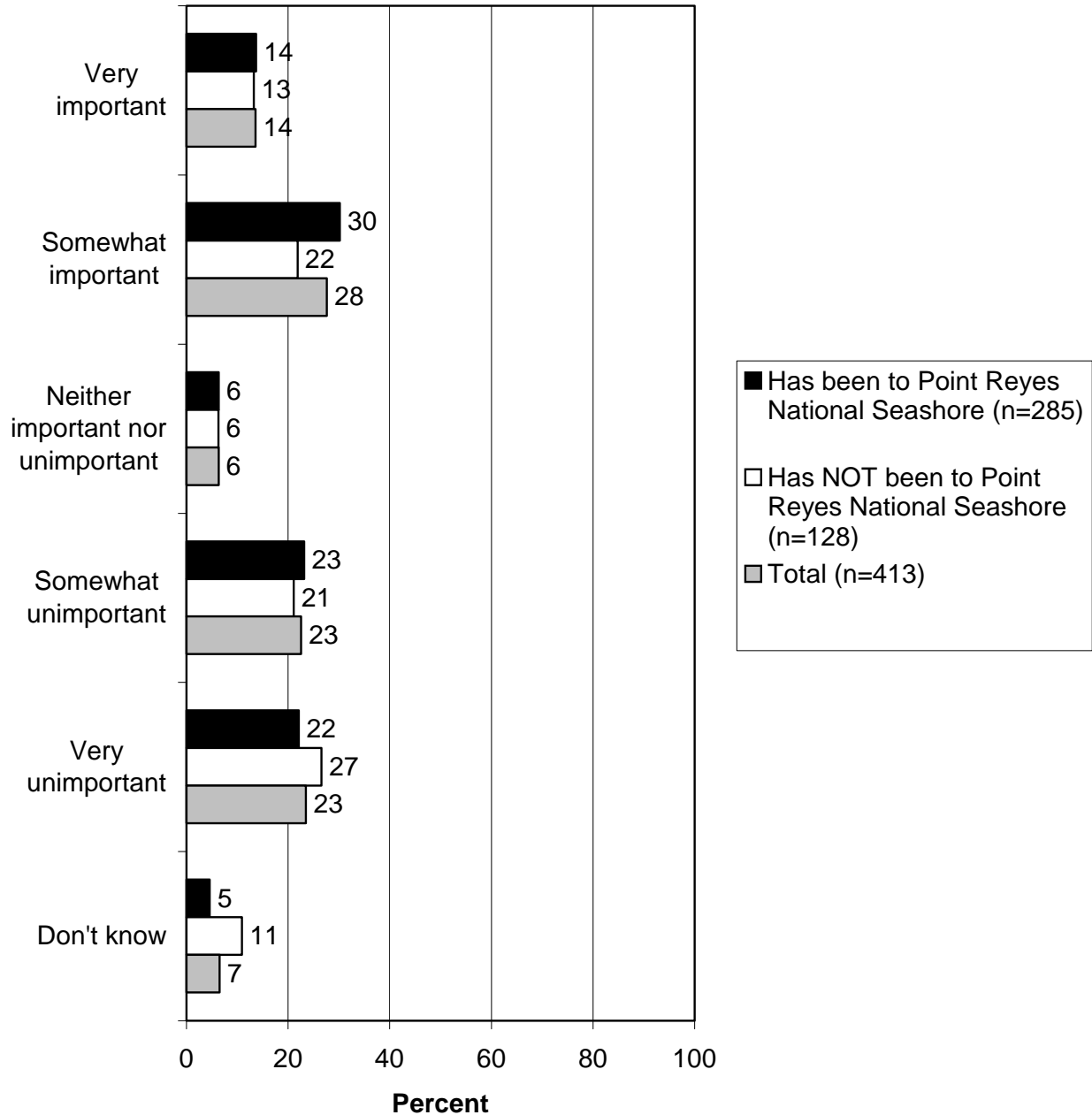
Q15. To protect scenic views: Is this very important, somewhat important, neither important nor unimportant, somewhat unimportant, or very unimportant as a reason to have a National Park?



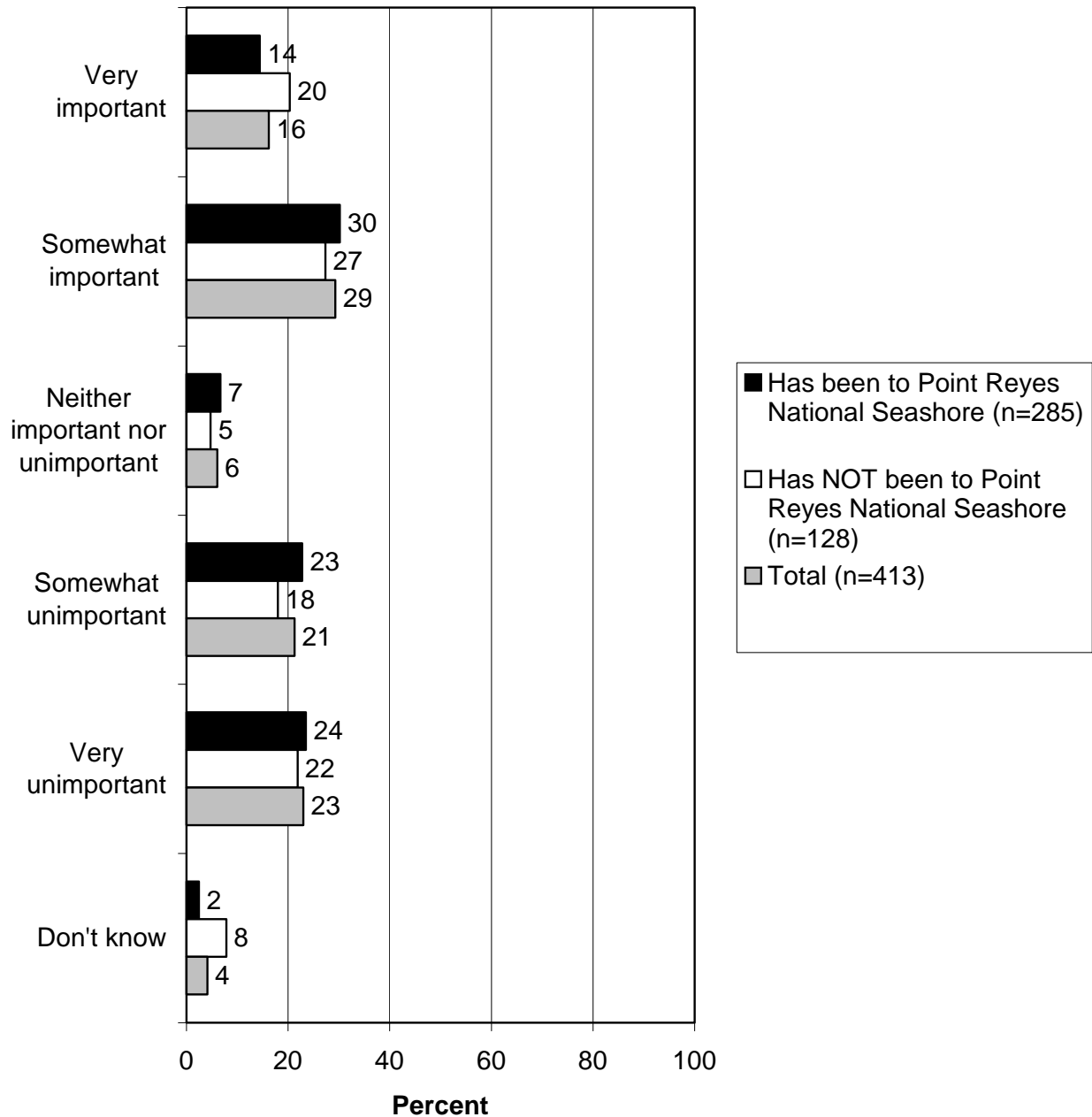
Q15. To protect scenic views: Is this very important, somewhat important, neither important nor unimportant, somewhat unimportant, or very unimportant as a reason to have a National Park?



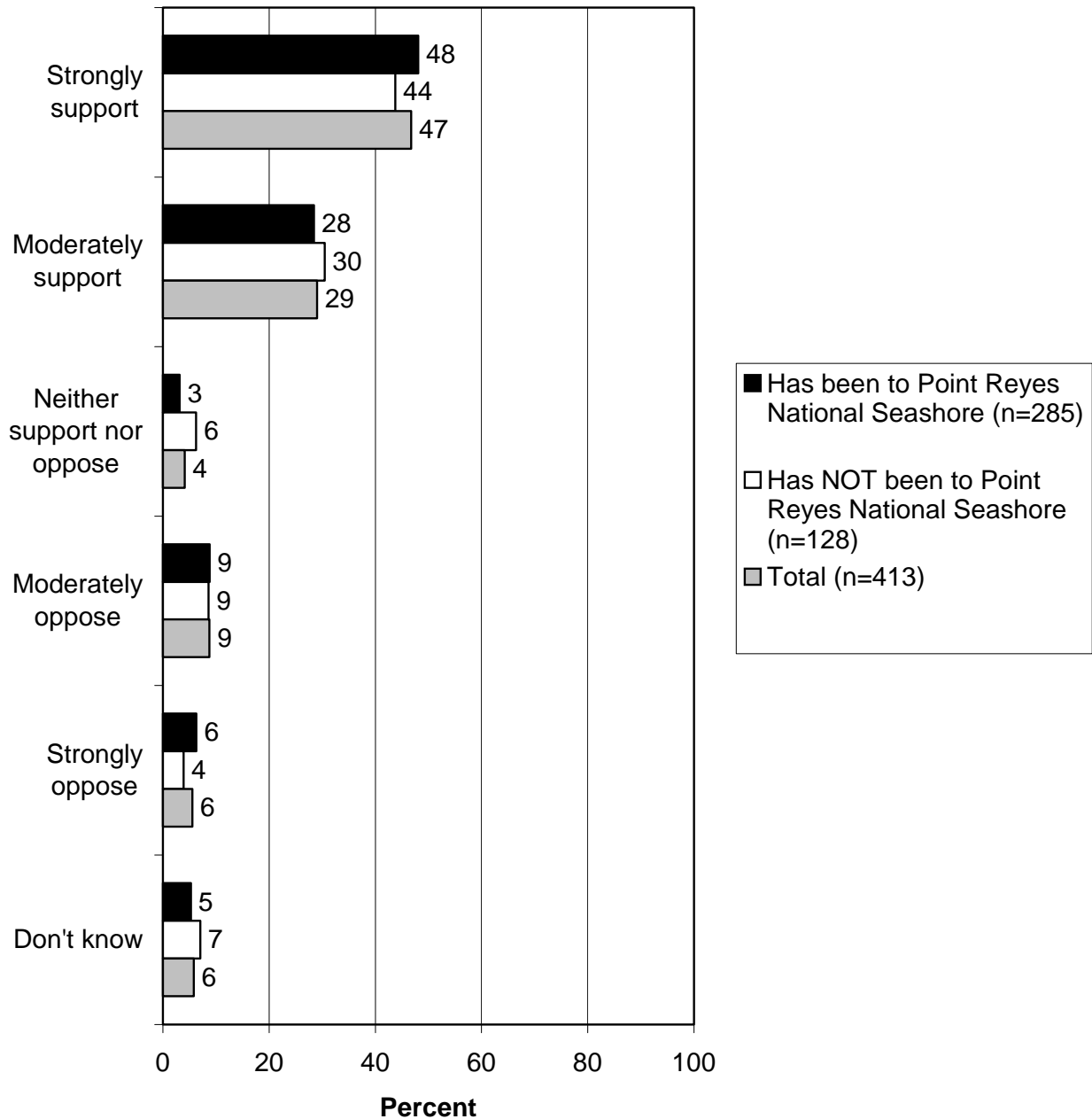
Q22. In general, is it important or unimportant to you to be able to use a kayak at Point Reyes National Seashore?



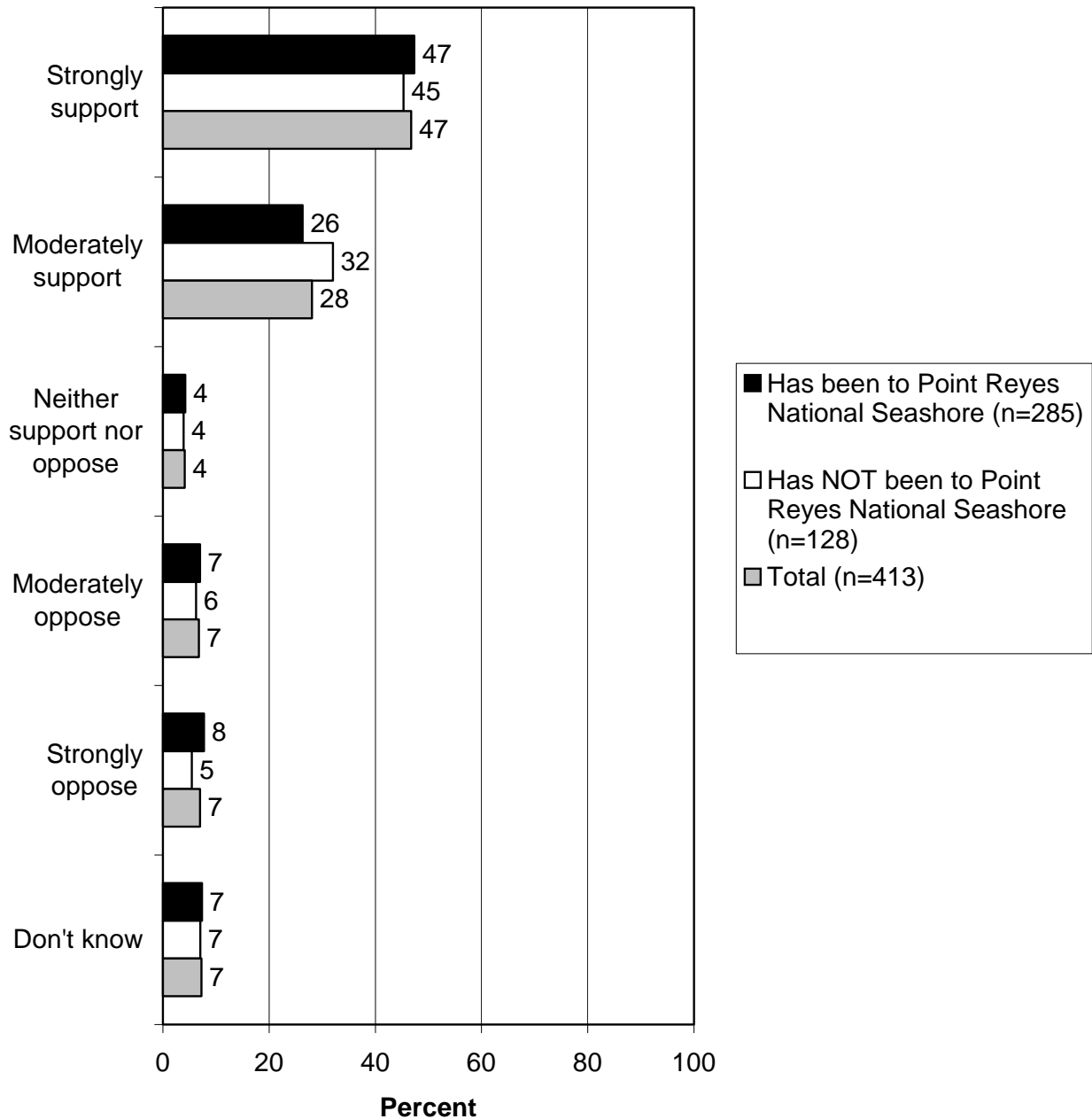
Q23. In general, is it important or unimportant to you to be able to ride a horse at Point Reyes National Seashore?



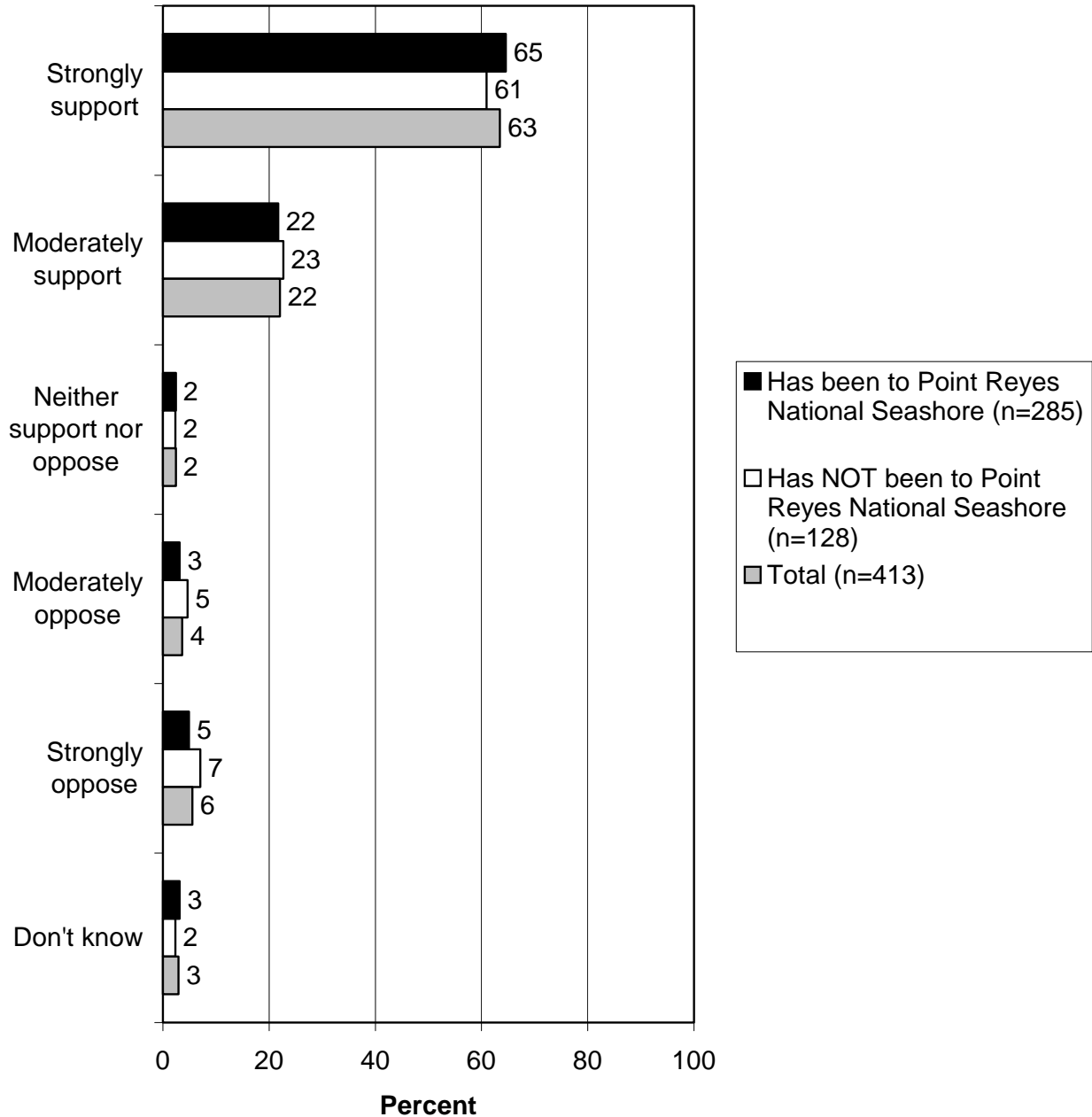
Q26. Would you support or oppose restricting access to the National Seashore when the park becomes too crowded?



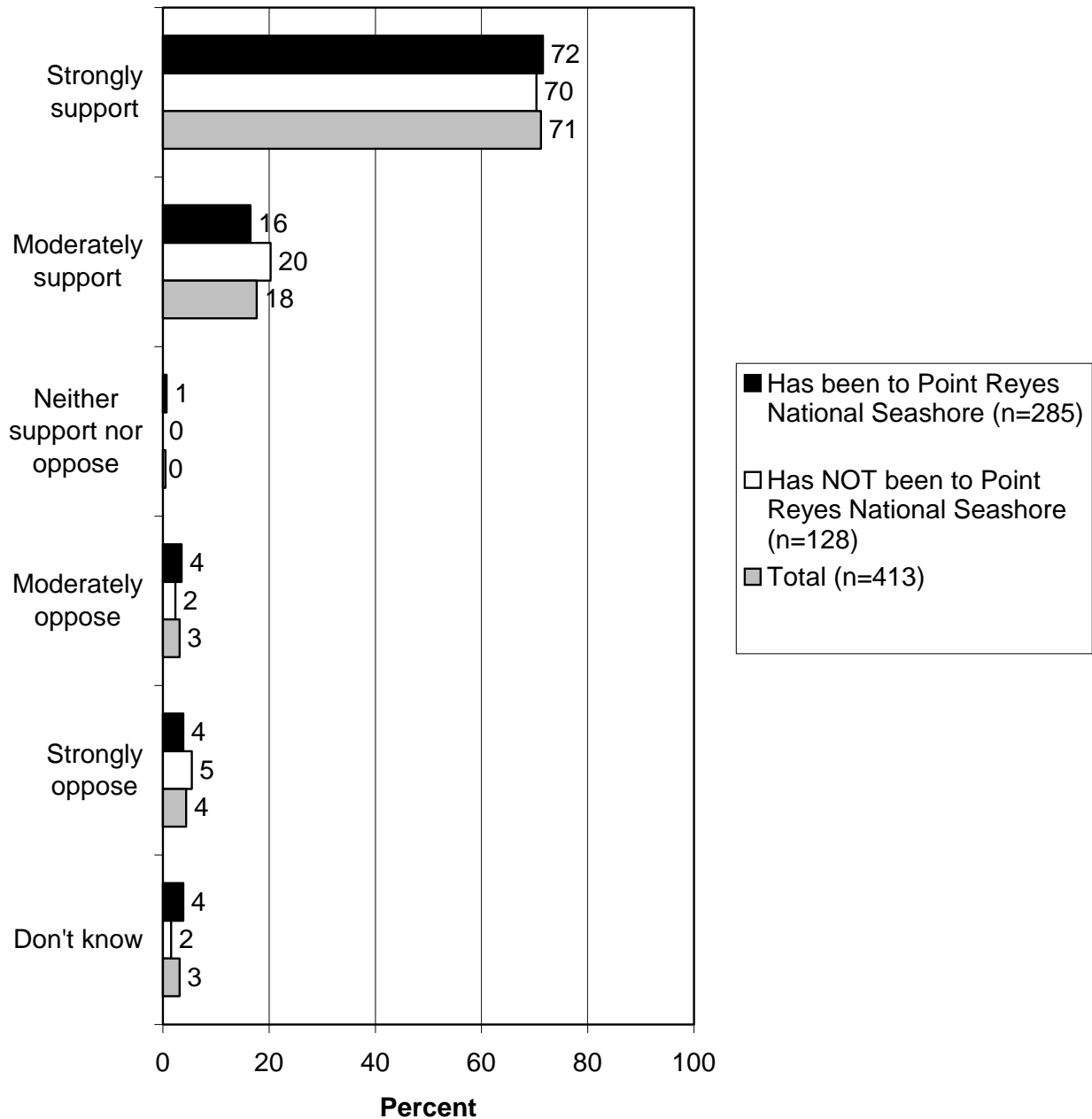
Q27. Would you support or oppose restricting access to the National Seashore when there is a lack of peace and quiet in the wilderness area?



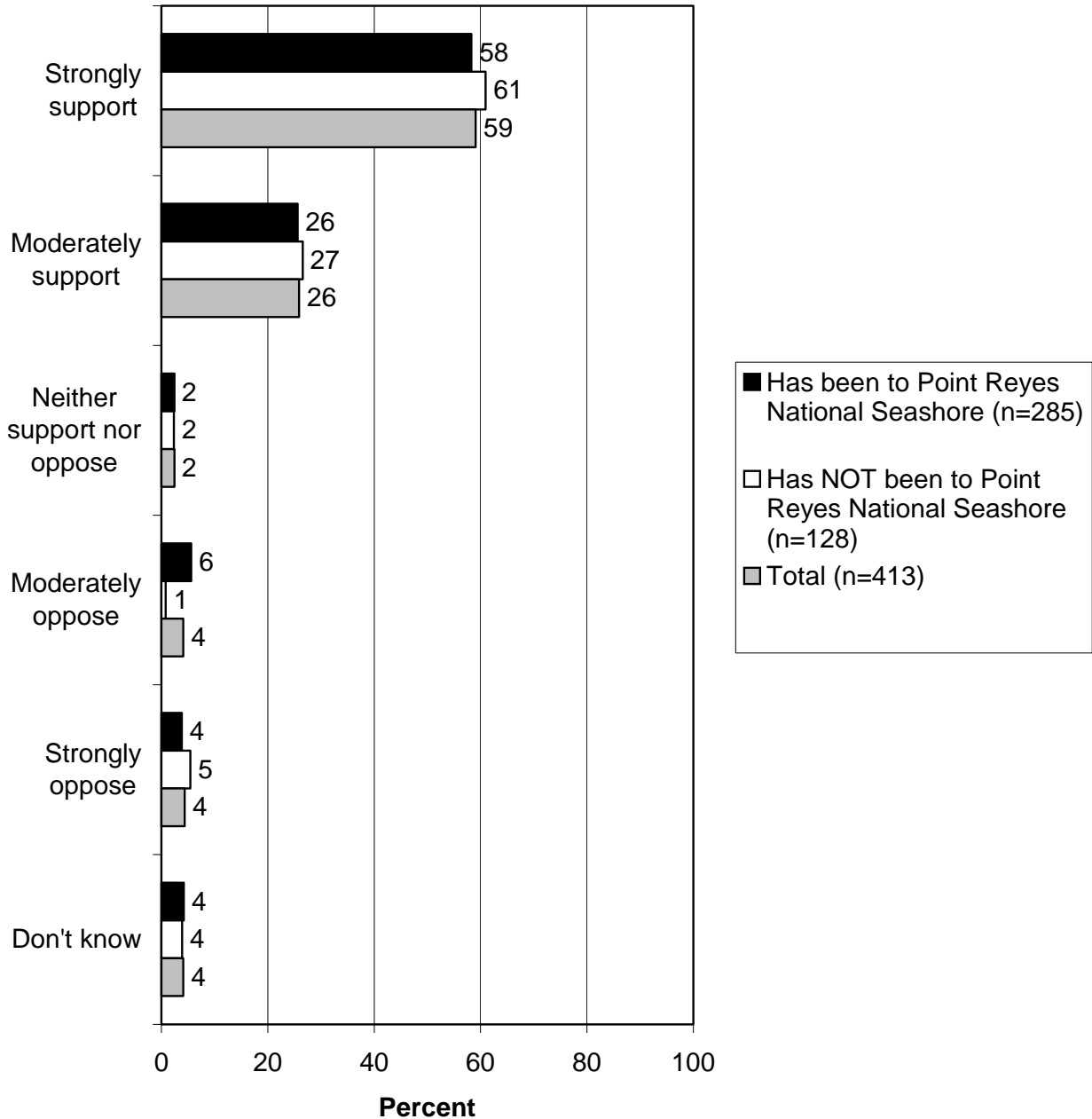
Q28. Would you support or oppose restricting access to the National Seashore when there is damage to plants?



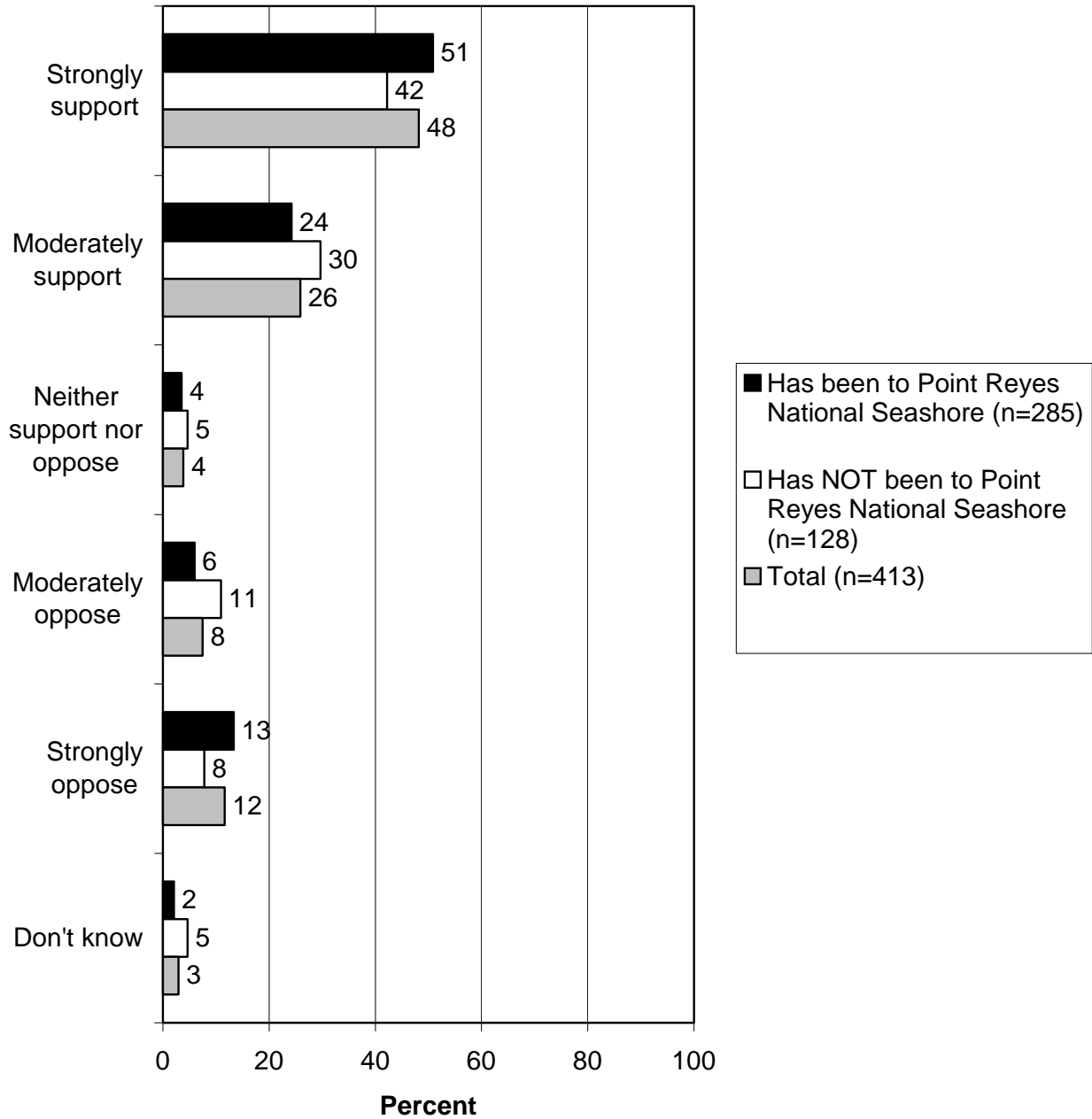
Q29. Would you support or oppose restricting access to the National Seashore when there is damage to wildlife?



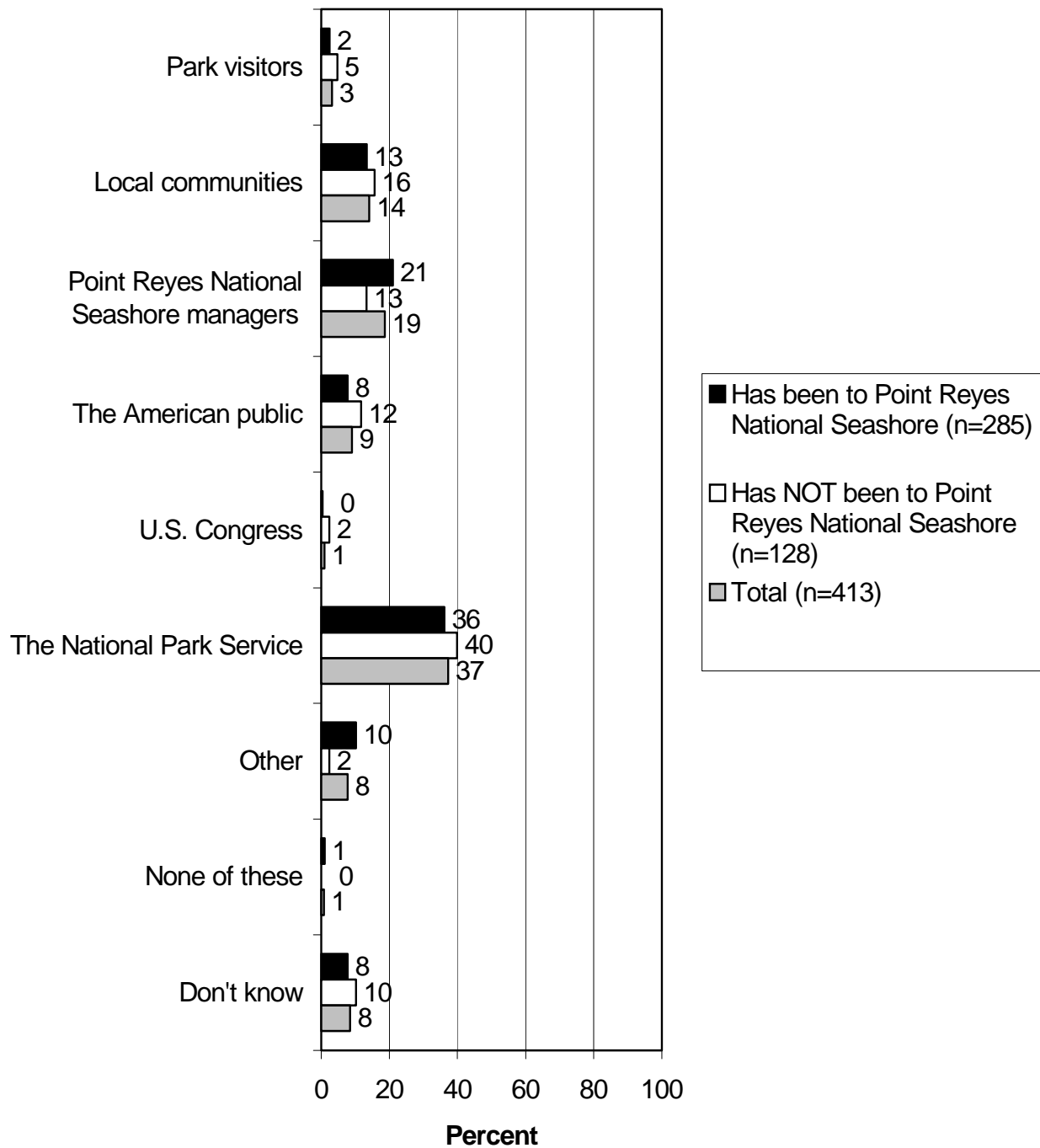
Q30. Would you support or oppose restricting access to the National Seashore when there is damage to historical or cultural sites?



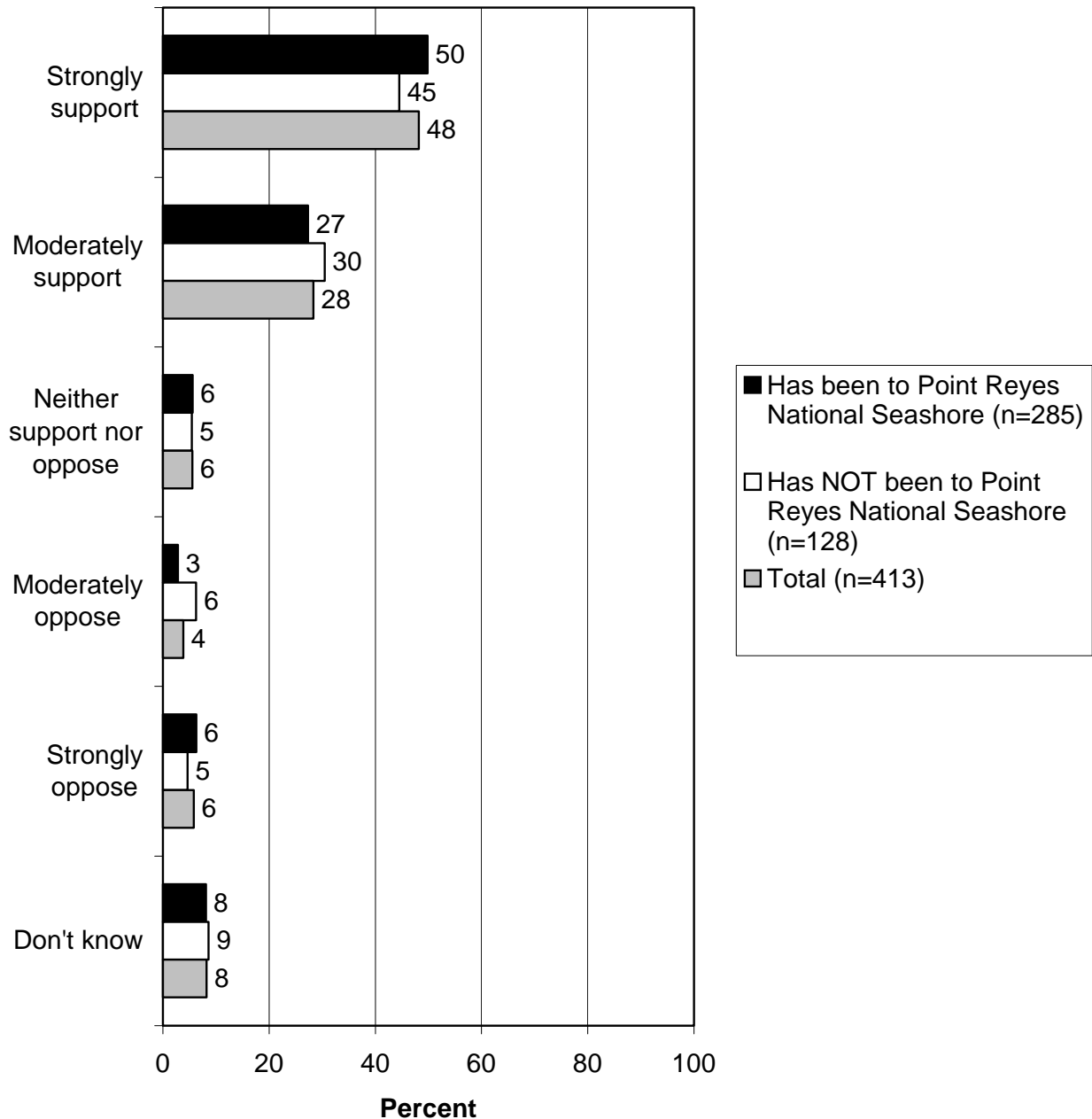
Q31. Would you support or oppose an entrance fee of \$5.00 per car at the National Seashore?



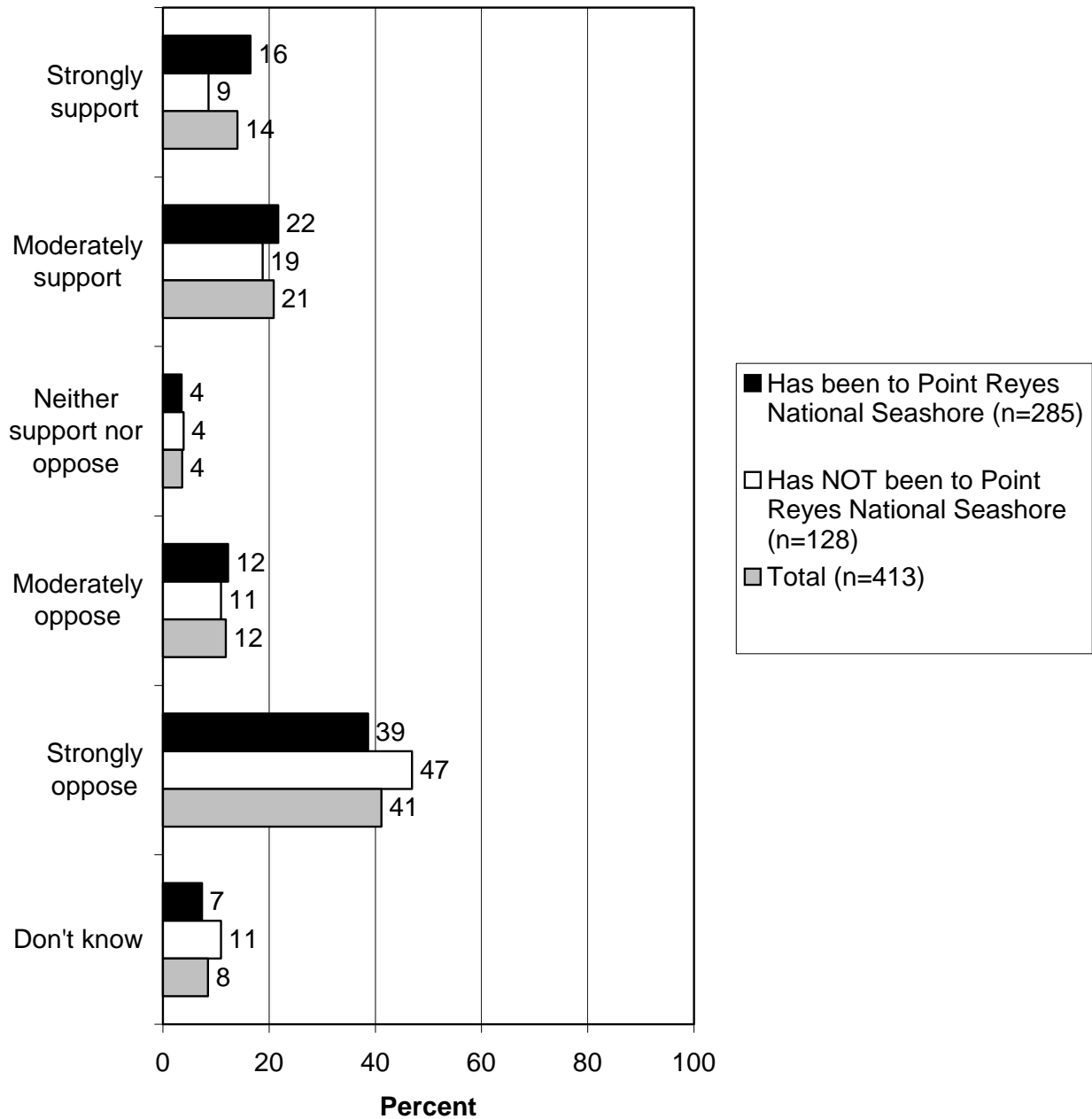
Q33. Who do you think should make the final decision about management at Point Reyes National Seashore?



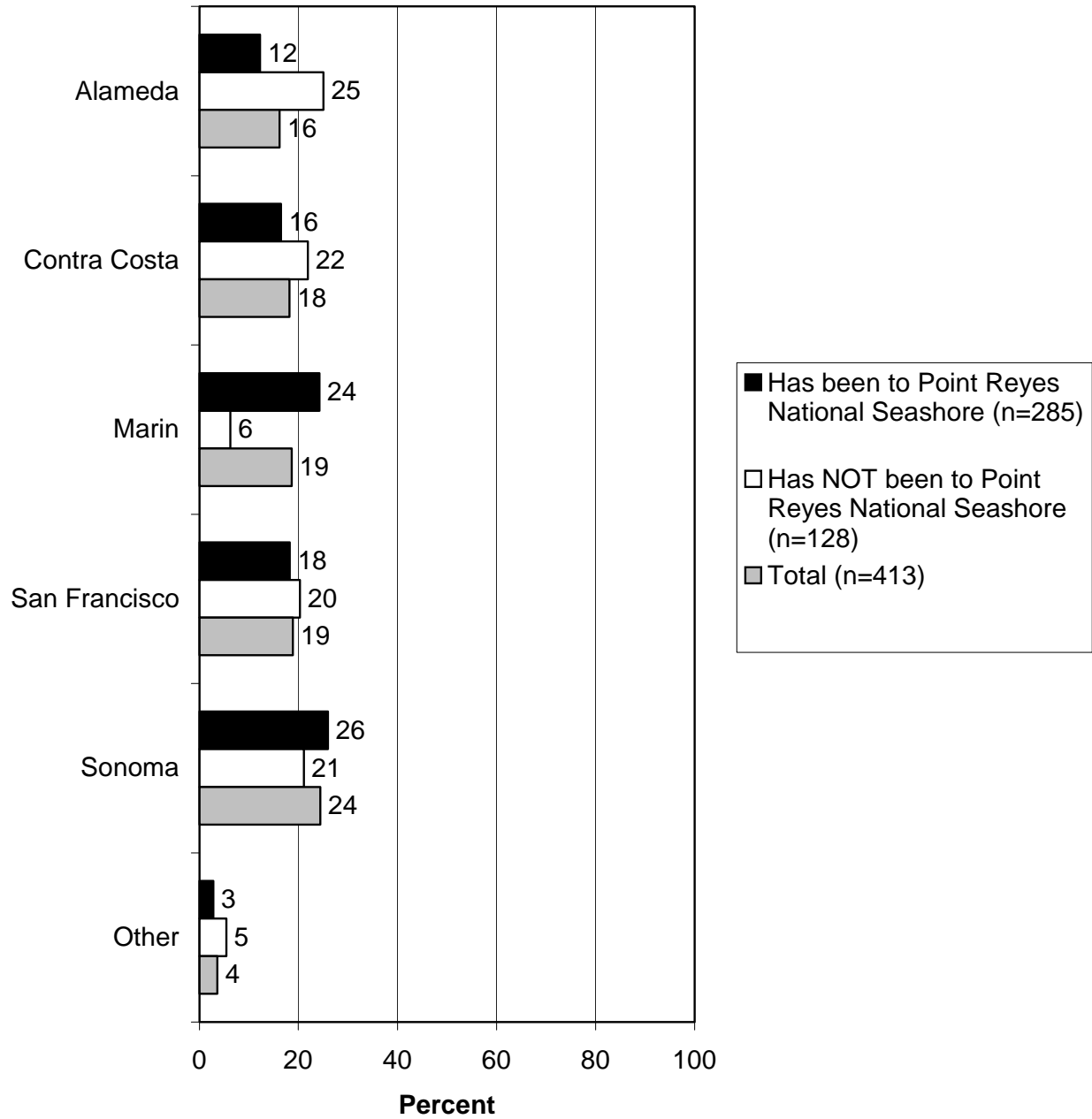
Q37. If it is determined that the [non-native] deer are causing damage to native wildlife, vegetation, and other natural resources, would you support or oppose reducing numbers of non-native deer in the National Seashore?



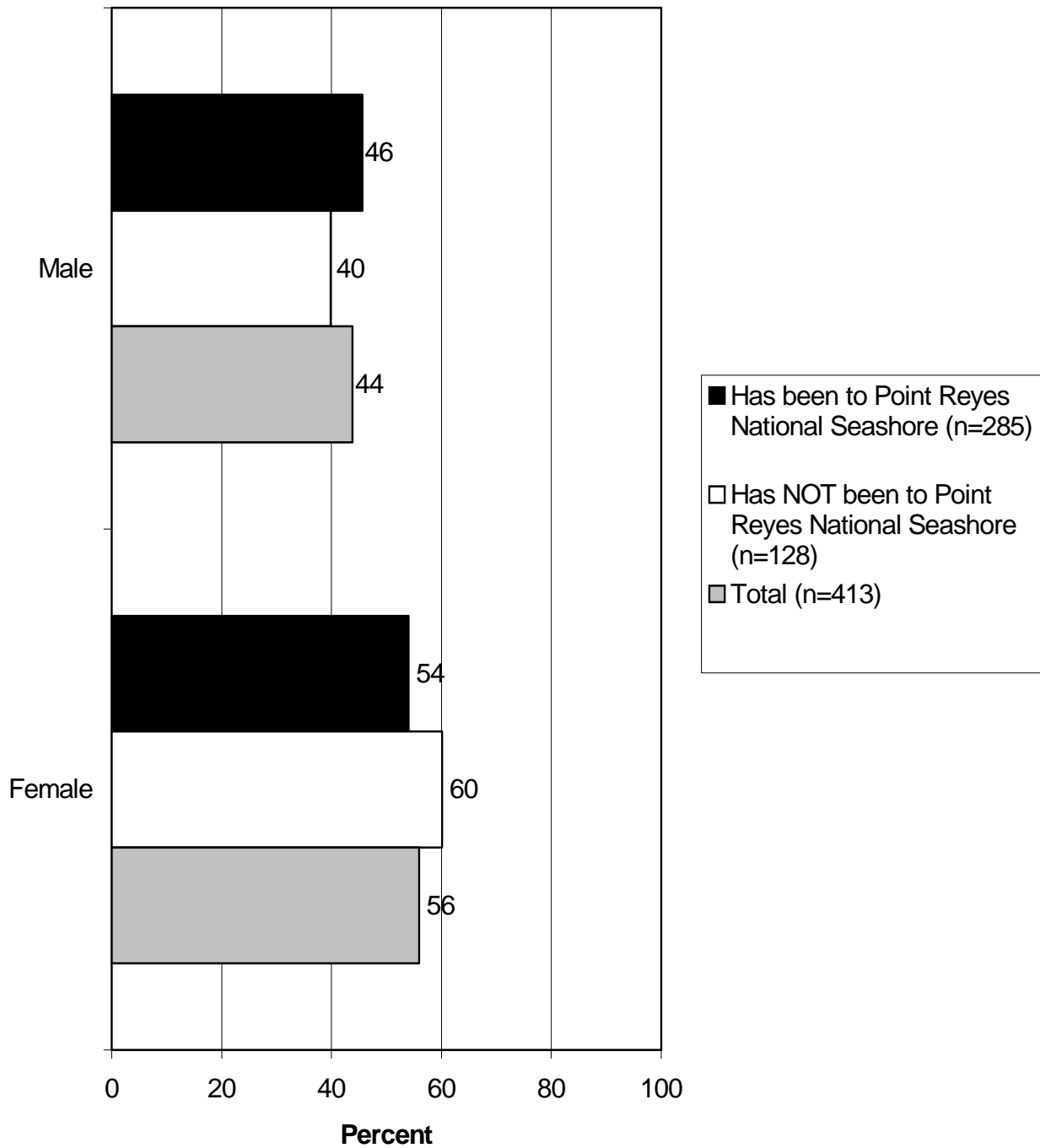
Q39. Would you support or oppose having the National Park Service use lethal methods to reduce the number of non-native deer at Point Reyes National Seashore?



Q41. In what county do you live?



Q45. Respondent's gender (not asked, but observed by interviewer).



4. I'd be happy to call back at a more convenient time. When would be the best time for me to call back?

Thank you for your time.

WHENCALL

ENTER DAY AND TIME ON CALLSHEET (CB)

SKIP TO QUESTION 49

=====

5. Before this survey would you say you had heard a great deal, a moderate amount, a little or nothing about Point Reyes National Seashore?

(READ SCALE AS NECESSARY)

HEARPRNS 1:8

(CHECK ONLY ONE ANSWER)

- 1. Invalid answer. Select another. (GO TO QUESTION 5)
- 2. A great deal
- 3. A moderate amount
- 4. A little
- 5. Nothing
- 6. Don't know

6. Have you ever been to Point Reyes National Seashore?

BEENPRNS 1:9

(CHECK ONLY ONE ANSWER)

- 1. Invalid answer. Select another. (GO TO QUESTION 6)
- 2. Yes
- 3. No
- 4. Don't know

7. Now I'm going to read a list of reasons it may or may not be important for having a National Park. For each reason, please tell me if you think each is very important, somewhat important, neither important nor unimportant, somewhat unimportant, or very unimportant as a reason to have a National Park.

The first reason is to PROTECT WILDLIFE HABITAT. Do you think this is important or unimportant as a reason to have a National Park? (READ SCALE AS NECESSARY; PROMPT FOR DEGREE)

PROTHAB 1:10

(CHECK ONLY ONE ANSWER)

- 1. Invalid answer. Select another. (GO TO QUESTION 7)
- 2. Very important
- 3. Somewhat important
- 4. Neither important nor unimportant
- 5. Somewhat unimportant
- 6. Very unimportant
- 7. Don't know

8. The next reason is to PROVIDE RECREATIONAL OPPORTUNITIES. Do you think this is important or unimportant as a reason to have a National Park?

(READ SCALE AS NECESSARY; PROMPT FOR DEGREE)

RECOPP 1:11

(CHECK ONLY ONE ANSWER)

- 1. Invalid answer. Select another. (GO TO QUESTION 8)
- 2. Very important
- 3. Somewhat important
- 4. Neither important nor unimportant
- 5. Somewhat unimportant
- 6. Very unimportant
- 7. Don't know

9. The next reason is to PRESERVE NATIVE ECOSYSTEMS. Do you think this is important or unimportant as a reason to have a National Park?

(READ SCALE AS NECESSARY; PROMPT FOR DEGREE)

NATECO 1:12

(CHECK ONLY ONE ANSWER)

- 1. Invalid answer. Select another. (GO TO QUESTION 9)
- 2. Very important
- 3. Somewhat important
- 4. Neither important nor unimportant
- 5. Somewhat unimportant
- 6. Very unimportant
- 7. Don't know

10. What about to PRESERVE HISTORIC BUILDINGS AND SITES? Do you think this is important or unimportant as a reason to have a National Park?

(READ SCALE AS NECESSARY; PROMPT FOR DEGREE)

PRESHIST 1:13

(CHECK ONLY ONE ANSWER)

- 1. Invalid answer. Select another. (GO TO QUESTION 10)
- 2. Very important
- 3. Somewhat important
- 4. Neither important nor unimportant
- 5. Somewhat unimportant
- 6. Very unimportant
- 7. Don't know

11. What about to EDUCATE PEOPLE ABOUT NATURE AND HISTORY? Do you think this is important or unimportant as a reason to have a National Park?

(READ SCALE AS NECESSARY; PROMPT FOR DEGREE)

NATHIST 1:14

(CHECK ONLY ONE ANSWER)

- 1. Invalid answer. Select another. (GO TO QUESTION 11)
- 2. Very important
- 3. Somewhat important
- 4. Neither important nor unimportant
- 5. Somewhat unimportant
- 6. Very unimportant
- 7. Don't know

12. What about to GENERATE INCOME FOR THE LOCAL ECONOMY? Do you think this is important or unimportant as a reason to have a National Park?

(READ SCALE AS NECESSARY; PROMPT FOR DEGREE)

INCOME 1:15

(CHECK ONLY ONE ANSWER)

- 1. Invalid answer. Select another. (GO TO QUESTION 12)
- 2. Very important
- 3. Somewhat important
- 4. Neither important nor unimportant
- 5. Somewhat unimportant
- 6. Very unimportant
- 7. Don't know

13. What about to PRESERVE SMALL DAIRY AND BEEF RANCHES? Do you think this is important or unimportant as a reason to have a National Park?

(READ SCALE AS NECESSARY; PROMPT FOR DEGREE)

RANCHES 1:16

(CHECK ONLY ONE ANSWER)

- 1. Invalid answer. Select another. (GO TO QUESTION 13)
- 2. Very important
- 3. Somewhat important
- 4. Neither important nor unimportant
- 5. Somewhat unimportant
- 6. Very unimportant
- 7. Don't know

14. What about to PROTECT RARE SPECIES OF PLANTS AND ANIMALS? Do you think this is important or unimportant as a reason to have a National Park?

(READ SCALE AS NECESSARY; PROMPT FOR DEGREE)

PROTRARE 1:17

(CHECK ONLY ONE ANSWER)

- 1. Invalid answer. Select another. (GO TO QUESTION 14)
- 2. Very important
- 3. Somewhat important
- 4. Neither important nor unimportant
- 5. Somewhat unimportant
- 6. Very unimportant
- 7. Don't know

15. What about to PROTECT SCENIC VIEWS? Do you think this is important or unimportant as a reason to have a National Park?

(READ SCALE AS NECESSARY; PROMPT FOR DEGREE)

VIEWSHED 1:18

(CHECK ONLY ONE ANSWER)

- 1. Invalid answer. Select another. (GO TO QUESTION 15)
- 2. Very important
- 3. Somewhat important
- 4. Neither important nor unimportant
- 5. Somewhat unimportant
- 6. Very unimportant
- 7. Don't know

16. Approximately 45% of the park is legislated wilderness. This wilderness portion of the Seashore is one of 46 National Park Service areas nationwide, set aside by Congress to protect wildlife, scenery and water and to ensure a wilderness experience for the visitor. By law, these areas must be managed to preserve wilderness unimpaired, without mechanized transport and roads.

Would you say it is important or unimportant to you to have wilderness at Point Reyes National Seashore?

(READ SCALE AS NECESSARY; PROMPT FOR DEGREE)

IMPPRNS 1:19

(CHECK ONLY ONE ANSWER)

- 1. Invalid answer. Select another. (GO TO QUESTION 16)
- 2. Very important
- 3. Somewhat important
- 4. Neither important nor unimportant
- 5. Somewhat unimportant
- 6. Very unimportant
- 7. Don't know

17. Overall, would you like to see the amount of wilderness at Point Reyes National Seashore increase, decrease, or remain about the same? (READ SCALE AS NECESSARY)

AMNTWILD 1:20

(CHECK ONLY ONE ANSWER)

- 1. Invalid answer. Select another. (GO TO QUESTION 17)
- 2. Increase
- 3. Remain about the same
- 4. Decrease
- 5. Don't know

18. Overall, would you like to see the number of hiking trails at Point Reyes National Seashore increase, decrease, or remain about the same? (READ SCALE AS NECESSARY)

AMNTHIKE 1:21

(CHECK ONLY ONE ANSWER)

- 1. Invalid answer. Select another. (GO TO QUESTION 18)
- 2. Increase
- 3. Remain about the same
- 4. Decrease
- 5. Don't know

19. Overall, would you like to see visitor educational opportunities on Native American cultures and exploration and settlement history at Point Reyes National Seashore increase, decrease, or remain about the same? (READ SCALE AS NECESSARY)

AMNTEDOP 1:22

(CHECK ONLY ONE ANSWER)

- 1. Invalid answer. Select another. (GO TO QUESTION 19)
- 2. Increase
- 3. Remain about the same
- 4. Decrease
- 5. Don't know

20. Overall, would you like to see the amount of land used for ranching at Point Reyes National Seashore increase, decrease, or remain about the same? (READ SCALE AS NECESSARY)

AGLAND 1:23

(CHECK ONLY ONE ANSWER)

- 1. Invalid answer. Select another. (GO TO QUESTION 20)
- 2. Increase
- 3. Remain about the same
- 4. Decrease
- 5. Don't know

21. In general, is it important or unimportant to you to be able to bicycle at Point Reyes National Seashore?

(READ SCALE AS NECESSARY; PROMPT FOR DEGREE)

USEBIKE 1:24

(CHECK ONLY ONE ANSWER)

- 1. Invalid answer. Select another. (GO TO QUESTION 21)
- 2. Very important
- 3. Somewhat important
- 4. Neither important nor unimportant
- 5. Somewhat unimportant
- 6. Very unimportant
- 7. Don't know

22. In general, is it important or unimportant to you to be able to use a kayak at Point Reyes National Seashore?

(READ SCALE AS NECESSARY; PROMPT FOR DEGREE)

USEBOAT 1:25

(CHECK ONLY ONE ANSWER)

- 1. Invalid answer. Select another. (GO TO QUESTION 22)
- 2. Very important
- 3. Somewhat important
- 4. Neither important nor unimportant
- 5. Somewhat unimportant
- 6. Very unimportant
- 7. Don't know

2003 Point Reyes National Seashore Association Survey

Page 9

23. In general, is it important or unimportant to you to be able to ride a horse at Point Reyes National Seashore?
(READ SCALE AS NECESSARY; PROMPT FOR DEGREE)

RIDEHORS 1:26

(CHECK ONLY ONE ANSWER)

- |__| 1. Invalid answer. Select another. (GO TO QUESTION 23)
 |__| 2. Very important
 |__| 3. Somewhat important
 |__| 4. Neither important nor unimportant
 |__| 5. Somewhat unimportant
 |__| 6. Very unimportant
 |__| 7. Don't know

SKIP TO QUESTION 25

=====

24. YOU DID NOT USE
YOUR SPACE BAR

NOSPAC1

PRESS ENTER TO TRY AGAIN

25. Now I'm going to read a few different amenities and I would like to know which of the following you would like to see MORE of in the National Seashore? (READ LIST; CHECK ALL THAT APPLY)

AMNITY 1:27-35

(CHECK ALL THAT APPLY)

- |__| 1. NO additional development
 |__| 2. Visitor centers
 |__| 3. Gift shops
 |__| 4. Educational facilities
 |__| 5. Restrooms
 |__| 6. Trails
 |__| 7. Parking lots
 |__| 8. DNR: None of these
 |__| 9. DNR: Don't know

IF (#25 = 0) GO TO #24

26. In some situations the National Park Service may determine that access should be restricted to the National Seashore. I'm going to read a few situations and would like to know if you support or oppose restricting access to the National Seashore in each case.

First, would you support or oppose restricting access to the National Seashore when the park becomes too crowded?
(READ SCALE AS NECESSARY; PROMPT FOR DEGREE)

TOOCROWD 1:36

(CHECK ONLY ONE ANSWER)

- 1. Invalid answer. Select another. (GO TO QUESTION 26)
- 2. Strongly support
- 3. Moderately support
- 4. Neither support nor oppose
- 5. Moderately oppose
- 6. Strongly oppose
- 7. Don't know

27. Would you support or oppose restricting access to the National Seashore when there is a lack of peace and quiet in the wilderness area?

(READ SCALE AS NECESSARY; PROMPT FOR DEGREE)

LACKOSOL 1:37

(CHECK ONLY ONE ANSWER)

- 1. Invalid answer. Select another. (GO TO QUESTION 27)
- 2. Strongly support
- 3. Moderately support
- 4. Neither support nor oppose
- 5. Moderately oppose
- 6. Strongly oppose
- 7. Don't know

2003 Point Reyes National Seashore Association Survey Page 11

28. Would you support or oppose restricting access to the National Seashore when there is damage to plants?
(READ SCALE AS NECESSARY; PROMPT FOR DEGREE)

PLNTDAMG 1:38

(CHECK ONLY ONE ANSWER)

- 1. Invalid answer. Select another. (GO TO QUESTION 28)
- 2. Strongly support
- 3. Moderately support
- 4. Neither support nor oppose
- 5. Moderately oppose
- 6. Strongly oppose
- 7. Don't know

29. Would you support or oppose restricting access to the National Seashore when there is damage to wildlife?
(READ SCALE AS NECESSARY; PROMPT FOR DEGREE)

WILDDAMG 1:39

(CHECK ONLY ONE ANSWER)

- 1. Invalid answer. Select another. (GO TO QUESTION 29)
- 2. Strongly support
- 3. Moderately support
- 4. Neither support nor oppose
- 5. Moderately oppose
- 6. Strongly oppose
- 7. Don't know

30. Would you support or oppose restricting access to the National Seashore when there is damage to historical or cultural sites?
(READ SCALE AS NECESSARY; PROMPT FOR DEGREE)

SITEDAMG 1:40

(CHECK ONLY ONE ANSWER)

- 1. Invalid answer. Select another. (GO TO QUESTION 30)
- 2. Strongly support
- 3. Moderately support
- 4. Neither support nor oppose
- 5. Moderately oppose
- 6. Strongly oppose
- 7. Don't know

2003 Point Reyes National Seashore Association Survey Page 12

31. Would you support or oppose an entrance fee of \$5.00 per car at the National Seashore?
(READ SCALE AS NECESSARY; PROMPT FOR DEGREE)

FEEOP 1:41

(CHECK ONLY ONE ANSWER)

- 1. Invalid answer. Select another. (GO TO QUESTION 31)
- 2. Strongly support
- 3. Moderately support
- 4. Neither support nor oppose
- 5. Moderately oppose
- 6. Strongly oppose
- 7. Don't know

32. Is public transportation to and from the National Seashore important or unimportant to you? (READ SCALE AS NECESSARY; PROMPT FOR DEGREE)

TRANSIMP 1:42

(CHECK ONLY ONE ANSWER)

- 1. Invalid answer. Select another. (GO TO QUESTION 32)
- 2. Very important
- 3. Somewhat important
- 4. Neither important nor unimportant
- 5. Somewhat unimportant
- 6. Very unimportant
- 7. Don't know

2003 Point Reyes National Seashore Association Survey Page 13

33. Who do you think should make the final decision about management at Point Reyes National Seashore?

(READ LIST; CHOOSE ONLY ONE ANSWER)

WHODEC 1:43-44

(CHECK ONLY ONE ANSWER)

- 1. Invalid answer. Select another. (GO TO QUESTION 33)
- 2. Park visitors
- 3. Local communities
- 4. Point Reyes National Seashore managers
- 5. The American public
- 6. U.S. Congress
- 7. The National Park Service
- 8. Other (GO TO QUESTION 34)
- 9. DNR: None of these
- 10. DNR: Don't know

SKIP TO QUESTION 35

=====

34. ENTER OTHER ENTITY.

WHODECST 2:1-240

35. Overall, do you approve or disapprove of the way Point Reyes National Seashore has been managed?

(READ SCALE AS NECESSARY; PROMPT FOR DEGREE)

MNGMNT 2:241

(CHECK ONLY ONE ANSWER)

- 1. Invalid answer. Select another. (GO TO QUESTION 35)
- 2. Strongly approve
- 3. Moderately approve
- 4. Neither approve nor disapprove
- 5. Moderately disapprove
- 6. Strongly disapprove
- 7. Don't know

36. There are 2 species of non-native deer at Point Reyes National Seashore, originally from India and the Mediterranean. They were purchased from the San Francisco Zoo and introduced to the area by a private landowner for hunting purposes before the Seashore was established. These deer populations have grown to at least 1,000 animals and may be causing harmful impacts to native wildlife, vegetation, and other natural resources.

Before this survey, how much would you say you knew about the non-native deer at Point Reyes National Seashore? Would you say you knew a great deal, a moderate amount, a little, or nothing? (READ SCALE AS NECESSARY; PROMPT FOR DEGREE)

KNEWDEER 2:242

(CHECK ONLY ONE ANSWER)

- 1. Invalid answer. Select another. (GO TO QUESTION 36)
- 2. A great deal
- 3. A moderate amount
- 4. A little
- 5. Nothing
- 6. Don't know

37. If it is determined that the deer are causing damage to native wildlife, vegetation, and other natural resources, would you support or oppose reducing numbers of non-native deer in the National Seashore?

(READ SCALE AS NECESSARY; PROMPT FOR DEGREE)

REDUCE 2:243

(CHECK ONLY ONE ANSWER)

- 1. Invalid answer. Select another. (GO TO QUESTION 37)
- 2. Strongly support
- 3. Moderately support
- 4. Neither support nor oppose
- 5. Moderately oppose
- 6. Strongly oppose
- 7. Don't know

2003 Point Reyes National Seashore Association Survey Page 15

38. Would you support or oppose the National Park Service treating non-native deer with an injection that would cause permanent sterilization and not allow them to produce any further offspring? (READ SCALE AS NECESSARY; PROMPT FOR DEGREE)

STERILE 2:244

(CHECK ONLY ONE ANSWER)

- 1. Invalid answer. Select another. (GO TO QUESTION 38)
- 2. Strongly support
- 3. Moderately support
- 4. Neither support nor oppose
- 5. Moderately oppose
- 6. Strongly oppose
- 7. Don't know

39. Would you support or oppose the National Park Service using lethal methods to reduce the number of non-native deer at Point Reyes National Seashore?

(READ SCALE AS NECESSARY; PROMPT FOR DEGREE)

KILLDEER 2:245

(CHECK ONLY ONE ANSWER)

- 1. Invalid answer. Select another. (GO TO QUESTION 39)
- 2. Strongly support
- 3. Moderately support
- 4. Neither support nor oppose
- 5. Moderately oppose
- 6. Strongly oppose
- 7. Don't know

40. Great, we are almost finished. The final few questions are for background information and help us analyze the survey results.

DEMO

PRESS ENTER TO CONTINUE

41. In what county do you live?

COUNTY 2:246

(CHECK ONLY ONE ANSWER)

- 1. Invalid answer. Select another. (GO TO QUESTION 41)
- 2. Alameda
- 3. Contra Costa
- 4. Marin
- 5. San Francisco
- 6. Sonoma
- 7. Other

42. What is the highest grade level you have completed in school?

LEVED 2:247

(READ LIST AS NECESSARY)

(CHECK ONLY ONE ANSWER)

- 1. (DNR: Invalid answer. Select another.) (GO TO QUESTION 42)
- 2. Grades 1 - 12, but no HS diploma
- 3. High school graduate or equivalent
- 4. Some college or trade school
- 5. College graduate
- 6. Graduate or professional degree
- 7. (DNR: REFUSED)

43. Finally, may I ask your age?

AGE 2:248-250

(ENTER ? FOR DON'T KNOW; 888 FOR REFUSED)

|_|_|_|_|

44. That's the end of the questionnaire,
thank you very much for your time and cooperation!
(IF RESPONDENT HAS ANYTHING TO ADD PLEASE TYPE IT
HERE; PUT IN FIRST PERSON: 240 CHARACTERS)

END 3:1-120

2003 Point Reyes National Seashore Association Survey

Page 18

51. Date call was made

INTV DAT 3:142-149

|_|_|_|_|_|_|_|-|_|_|_|_|_|_|_|-|_|_|_|_|_|
Year Month Day

SAVE IF (#49 = 1)